


# Estimating the prevalence of poor-quality anti-TB medicines: a neglected risk for global TB control and resistance

Patricia Tabernero <sup>1,2,3,4</sup> Paul N Newton <sup>2,3,4</sup>

**To cite:** Tabernero P, Newton PN. Estimating the prevalence of poor-quality anti-TB medicines: a neglected risk for global TB control and resistance. *BMJ Glob Health* 2023;**8**:e012039. doi:10.1136/bmjgh-2023-012039

**Handling editor** Seye Abimbola

► Additional supplemental material is published online only. To view, please visit the journal online (<http://dx.doi.org/10.1136/bmjgh-2023-012039>).

Received 15 February 2023

Accepted 29 May 2023



© Author(s) (or their employer(s)) 2023. Re-use permitted under CC BY. Published by BMJ.

<sup>1</sup>Public Health Unit, Faculty of Medicine, Universidad de Alcalá, Alcalá de Henares, Spain

<sup>2</sup>Lao-Oxford-Mahosot Hospital-Wellcome Trust Research Unit, Vientiane, Lao People's Democratic Republic

<sup>3</sup>Medicine Quality Research Group, Centre for Tropical Medicine and Global Health, Nuffield Department of Medicine, University of Oxford, Oxford, UK

<sup>4</sup>Infectious Diseases Data Observatory (IDDO)/WorldWide Antimalarial Resistance Network (WWARN), Centre for Tropical Medicine and Global Health, Nuffield Department of Medicine, University of Oxford, Oxford, UK

**Correspondence to** Ms Patricia Tabernero; [patriciataverneroestevez@gmail.com](mailto:patriciataverneroestevez@gmail.com)

## ABSTRACT

**Objectives** Tuberculosis (TB) remains a major global public health problem, especially with the recent emergence of multidrug-resistant TB and extensively drug-resistant TB. There has been little consideration of the extent of substandard and falsified (SF) TB medicines as drivers of resistance. We assessed the evidence on the prevalence of SF anti-TB medicines and discussed their public health impact.

**Materials/methods** We searched Web of Science, Medline, Pubmed, Google Scholar, WHO, US Pharmacopeia and Medicines Regulatory Agencies websites for publications on anti-TB medicines quality up to 31 October 2021. Publications reporting on the prevalence of SF anti-TB drugs were evaluated for quantitative analysis.

**Results** Of the 530 screened publications, 162 (30.6%) were relevant to anti-TB medicines quality; of those, 65 (40.1%) described one or more TB quality surveys in a specific location or region with enough information to yield an estimate of the local prevalence of poor-quality TB medicines. 7682 samples were collected in 22 countries and of those, 1170 (15.2%) failed at least one quality test. 14.1% (879/6255) of samples failed in quality surveys, 12.5% (136/1086) in bioequivalence studies and 36.9% (87/236) in accelerated biostability studies. The most frequently assessed were rifampicin monotherapy (45 studies, 19.5%) and isoniazid monotherapy (33, 14.3%), rifampicin-isoniazid-pyrazinamide-ethambutol fixed dose combinations (28, 12.1%) and rifampicin-isoniazid (20, 8.6%). The median (IQR) number of samples collected per study was 12 (1–478).

**Conclusions** SF, especially substandard, anti-TB medicines are present worldwide. However, TB medicine quality data are few and are therefore not generalisable that 15.2% of global anti-TB medicine supply is SF. The evidence available suggests that the surveillance of the quality of TB medicines needs to be an integral part of treatment programmes. More research is needed on the development and evaluation of rapid, affordable and accurate portable devices to empower pharmacy inspectors to screen for anti-TB medicines.

## INTRODUCTION

Despite substantial improvements in the fight against tuberculosis (TB), it remains a major global public health problem. Approximately 10.6 million (95% CI 1.3 to 1.5) people are

## WHAT IS ALREADY KNOWN ON THIS TOPIC

- ⇒ Substandard and falsified (SF) medicines pose a severe global public health threat, as patients risk impaired therapeutic efficacy and/or adverse drug reactions.
- ⇒ There has been little consideration of the extent of poor-quality tuberculosis (TB) medicines and their contribution to the high burden of multidrug-resistant TB and extensively drug-resistant TB.

## WHAT THIS STUDY ADDS

- ⇒ Sixty-five publications were identified, including a total of 7682 samples collected in 22 countries. Of those, 1170 (15.2%) failed at least one quality test. Medicines collected included 17 different active pharmaceutical ingredients (APIs) and 7 different coformulations.
- ⇒ The curated data suggest an important issue with substandard anti-TB medicines but only a handful of quality surveys have focused on specific drugs and in particular countries.
- ⇒ More information collected with standardised methodology is needed to compare between countries and regions. These data are not generalisable to suggest that 15.2% of the global anti-TB medicines supply is SF.

## HOW THIS STUDY MIGHT AFFECT RESEARCH, PRACTICE OR POLICY

- ⇒ Surveillance of the quality of TB medicines needs to be an integral part of treatment programmes and its link to TB drug resistance needs to be further studied to inform policy.
- ⇒ Important insights into the relationships between poor quality medicines of reduced %API/dissolution, mg/kg body weight dosage variability and patient outcome are needed.
- ⇒ More research on the development and evaluation of rapid, affordable and accurate portable devices will empower pharmacy inspectors for screening anti-TB medicines for those with %API and dissolution outside of reference limits.

estimated to fall ill with TB each year and ~1.4 million (95% CI 1.3 to 1.5) HIV-negative people died of TB in 2021.<sup>1</sup> Furthermore,

HIV and then the COVID-19 pandemics have reversed years of progress made in the fight against TB.<sup>2 3</sup>

Short-course regimens of first-line drugs can cure 85% of patients and hence most deaths are preventable.<sup>4</sup> Standard treatment of pulmonary drug-susceptible TB comprises a 6-month fixed-dose combination (FDC) regimen of four first-line drugs: isoniazid, rifampicin, ethambutol and pyrazinamide.<sup>5 6</sup>

Efficacious TB drug treatments were first developed in the 1940s but drug-resistant strains appeared rapidly after the introduction of streptomycin in 1943.<sup>7</sup>

FDCs are encouraged by the WHO and the International Union Against Tuberculosis and Lung Disease as a promising approach to simplify TB treatment, avoiding monotherapy and improving drug supply management.<sup>8</sup> FDCs were expected to reduce the emergence of drug resistance.<sup>8 9</sup>

Multidrug-resistant TB (MDR-TB) and extensively drug-resistant TB (XDR-TB) are associated with lower cure rates and higher morbidity and mortality. MDR-TB is defined as resistance to isoniazid and rifampicin<sup>8</sup> and XDR-TB as resistance to rifampicin, isoniazid and to at least one fluoroquinolone and one second-line injectable agent such as amikacin or capreomycin.<sup>10</sup> Rifampicin-resistant TB (RR-TB) also requires treatment with second-line drugs.<sup>11</sup> Medicines to treat resistant disease are expensive and may need to be given for at least 9 months and up to 20 months, coupled with counselling for adverse events.<sup>11</sup> Globally, an estimated 3.8% (3.2–4.4) of new TB cases and 7.7% (5.8–9.7) of previously treated patients have MDR/RR-TB.<sup>11 12</sup>

Effectiveness of treatments is compromised by numerous factors, including poor patient adherence, that is especially problematic due to the long treatment duration, side effects, drug-drug interactions and lack of awareness of the dangers of monotherapy. Poor prescribing practices in many countries<sup>13</sup> and interrupted drug supply due to financial constraints or political instability have led to inadequate treatment regimens with inappropriate choice of drugs, dose and duration.<sup>14</sup> Furthermore, the private sector, often unregulated and fragmented, dispenses similar quantities of TB drugs as the public sector.<sup>15</sup> These factors contribute to reducing patient's quality of life, avoidable morbidity, treatment failure or even death, and engender emergence of drug-resistant strains.

An additional factor, of uncertain relative importance for both patient outcome and drug resistance, that has received scant attention is the quality of TB medicines that patients take. Poor-quality medicines include both substandard and falsified (SF) medical products. Substandard medicines (also called 'out of specification') are authorised medical products that fail to meet either their quality standards or specifications, whereas falsified medical products deliberately/fraudulently misrepresent their identity, composition or source.<sup>16</sup>

The presence of SF anti-TB medicines has been documented in a few surveys,<sup>17–21</sup> but the majority of reports

have focused on the reduced bioavailability of rifampicin in FDC,<sup>22–24</sup> as it is especially dependent on the quality of the raw active pharmaceutical ingredient (API) and manufacturing procedures.<sup>8</sup> In the early 2000s inadequate blood levels of the TB medicines were reported because of poor medicine quality rather than poor absorption.<sup>8</sup> Many reviews on TB and resistance have been published,<sup>25–31</sup> but the quality of medicines has only been referenced briefly.<sup>10 13 32–36</sup>

Whereas poor-quality medicines have been widely described for other diseases, there has been little consideration of the extent of poor-quality TB medicines and their contribution to the high burden of MDR-TB and XDR-TB.<sup>37</sup> The global extent of poor-quality TB medicines is still unknown, and their epidemiology poorly understood.

We therefore reviewed the available data on the quality of anti-TB medicines, analysed the epidemiology to better understand the limitations of the existing data and discuss their implications for TB control, morbidity and mortality and potential development and spread of TB resistance.

The data are curated and visualised within the Medicine Quality Scientific Literature Surveyor<sup>38</sup> that includes a comprehensive, open-access, global database on the quality of anti-TB medicines reports.

## METHODS

### Search strategy

A systematic review was conducted of scientific and lay reports on anti-TB medicine quality, using Web of Science, Medline, Pubmed, Scopus, Google, Google Scholar, WHO, US Pharmacopeia (USP), and Medicines Regulatory Agencies (MRA) websites.

Search included any published report, without an inclusion start date, up to 31 October 2021 in English, French and Spanish. Search terms included the terms 'falsified', 'substandard', 'counterfeit' and other commonly used terms such as 'fake' or 'spurious' or 'quality', together with 'anti-TB' or 'TB medicines' (online supplemental table 1). Manual searches of the reference lists in the included articles were also performed.

### Eligibility criteria

The inclusion criteria were of any study describing in vivo or in vitro tests to determine anti-TB medicine quality, assays to determine quality, articles about seizures, recalls and confiscations of anti-TB medicines; case reports or articles describing adverse events or patients not responding to anti-TB treatments where quality was questioned.

We included studies that surveyed the quality of TB drugs in one or more locations (hereafter 'quality surveys'), that compared the pharmaceutical equivalence of different brands of a given TB drug (hereafter 'bioequivalence studies'), studies describing techniques to determine the quality of TB drugs (hereafter 'laboratory assembled

collections'), studies aiming to predict the stability profile of a medicine (hereafter 'accelerated stability assays') and recalls, seizures or case reports by national medicines regulatory authorities (NMRA) (hereafter 'case reports/NMRA seizures').

Studies with results from several countries or locations are included under each specific country/location. A 'data point' is defined as a specific location where medicines were collected for quality analysis, at a given time during a given study.

No time restrictions were applied for the systematic search of the literature.

General discussions over sampling methodology and pharmaceutical legislation (eg, on the regulatory framework surrounding SF TB treatment) and reviews of the literature on various aspects of TB medicines were also included in the database for reference but are not included in the analysis of this review.

The exclusion criteria were studies with results for a whole region or a whole class of TB drugs, without specific country or location data. We also did not include reports for ciprofloxacin and co-amoxiclav as, although there are many reports of SF products, they are included in the parallel review of the quality of antibiotics.<sup>39</sup> We did not include reports of quackery and use of SF TB medicines without an objective evidence base of efficacy. Neither the quality of BCG vaccines or diagnostic tests for TB were included.

### Key variables and definitions

Anti-TB medicine quality failure rates were extracted into a database from each report, including data on packaging, content of API, disintegration, dissolution, microbiology and accelerated stability results when available. Poor quality medicines classified as falsified, substandard or degraded by the reports' author's definitions were tabulated and interpreted in relation to current WHO definitions.<sup>40</sup> Samples that failed chemical assays, but without detection of wrong active ingredients and without packaging analysis, are classified as substandard or falsified (SorF) and not as either falsified or substandard as this distinction cannot be reliably made without reference to the packaging or regulatory status of the sample.<sup>41</sup> However, samples that contained the wrong API or no API but without packaging analysis were assumed to be falsified. There is a small risk of misclassification of such samples, as falsified when they are actually substandard, due to gross manufacturing errors.<sup>42 43</sup> Samples that did not fail chemical and packaging tests (when these were done) are considered as good quality.

### Data collection

Information within each publication was manually extracted and entered in a database constructed using MS Access 2010, developed in collaboration with the informatics team at IDDO (<https://www.iddo.org/mq-scientific-literature-surveyor>). Information extracted included: publication type (eg, report, original research

article), year of publication, publisher, sampling type, location (country and city, where available) and type of outlet where samples were collected, total number of samples collected, API/API combination name, number of samples failing medicine quality test(s) and the techniques used to analyse samples.

### Analysis and reporting

Data were extracted and statistical analyses were conducted in Microsoft Excel 365 and Stata (V.11.2, Stata Corp, College Station, Texas, USA). This review follows the Preferred Reporting Items for Systematic Reviews and Meta-Analyses (PRISMA) guidelines.

### Risk of bias assessment

Since there are no standardised methods to assess equivalence, analysis technique, lay press and case reports publications, their risk of bias was not addressed. Publication bias should be taken into consideration.

### Patient and public involvement

Patients or the public were not involved in the design, or conduct, or reporting, or dissemination plans of our research.

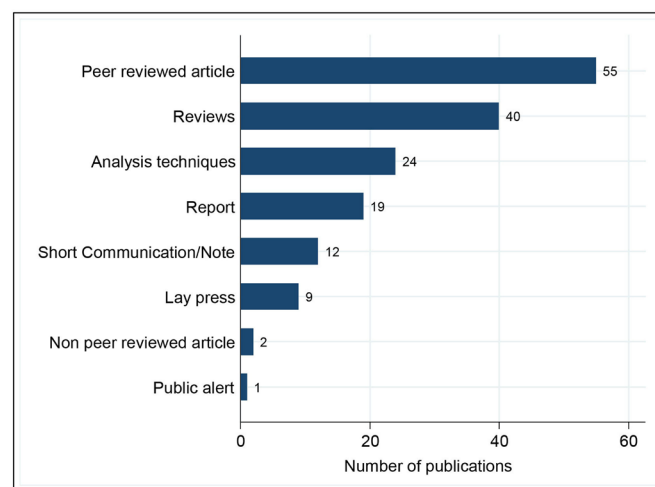
### Ethics approval

No ethical approval was sought for this study and no patient identifiable data were used.

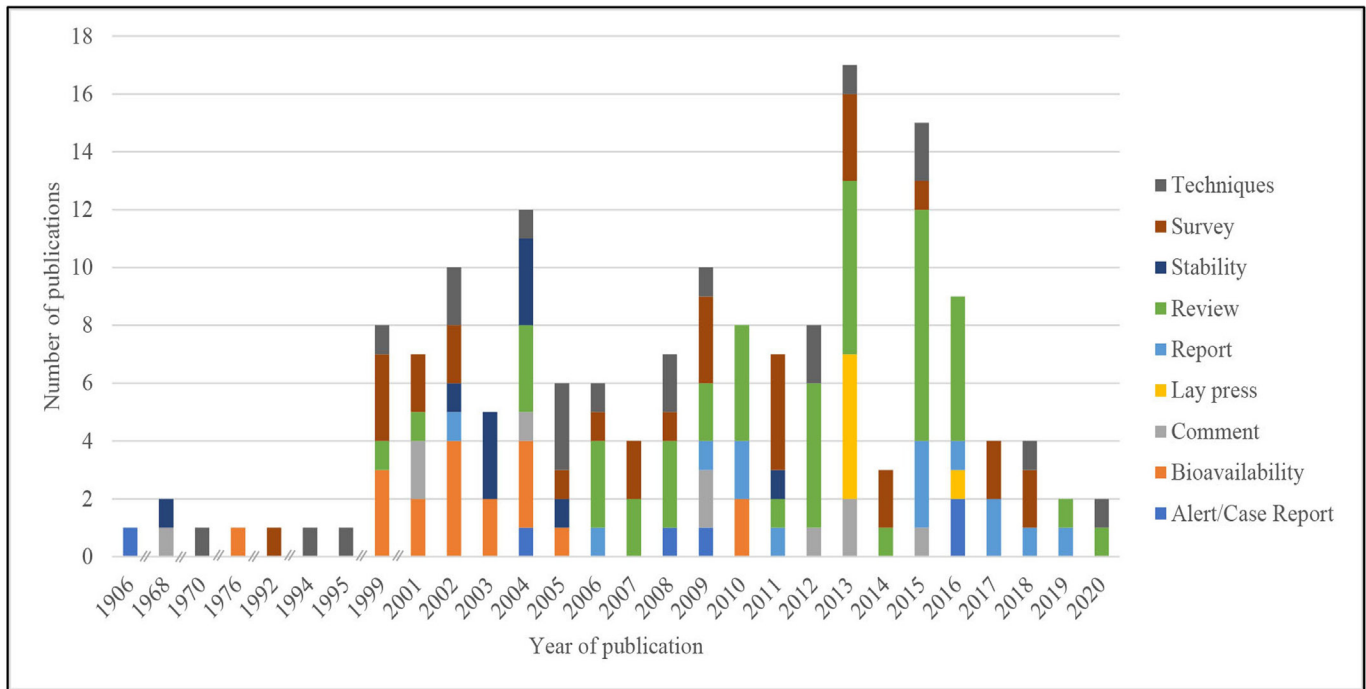
## RESULTS

### Types and timing of publications

A total of 530 publications were screened by title and abstract, 507 gathered through electronic searches and 23 additional publications identified through manual reference screening and other sources such as lay press, NGOs, WHO and US Pharmacopeia Medicines Quality Database reports. See figure 1, PRISMA statement and flow chart of papers in the online supplemental material.



**Figure 1** Types of publications related to the quality of medicines for tuberculosis.



**Figure 2** Number of publications over time related to the quality of medicines for tuberculosis.

After removal of duplicate reports and articles excluded for eligibility, 278 full-text publications were reviewed and 162 were included. Other articles were excluded as they were describing surveys, techniques to determine the quality of drugs and seizures of other classes of medicines (n=116).

A third of the articles were primary research peer-reviewed papers (55, 33.9%), followed by peer-reviewed reviews or compilations of articles (40, 24.7%) and those describing laboratory assembled collections for TB medicines (24, 14.8%). Reports from international organisations accounted for 19 (11.7%) of the publications. Other types of articles included short communications (12, 7.4%), lay press articles (9, 5.5%), two non-peer-reviewed articles (1.23%) and one public alert (0.6%) (figure 1). No PhD theses about TB medicine quality problems were found.

The first publication we found reporting poor-quality TB medicines was dated from 1906,<sup>44</sup> describing fake anti-TB nostrums, with no other publications found until 1968.<sup>45 46</sup>

Most of the publications were published since 1999 (154, 95.1%) with 17 (10.5%) reports being published in the year 2013. The most recent papers were from 2020 (2, 1.2%) (figure 2). Although reports were published in 70 different journals, 26 (16.5%) were published in the *International Journal of TB and Lung Disease* (<https://www.theunion.org/what-we-do/journals/ijtdl>).

Of the 162 publications included in the database, 65 (40.1%) described one or more TB quality surveys in a specific location or region with enough information to yield an estimate of the local prevalence of poor-quality TB medicines; 231 records/data points of medicine

samples identified in these 65 publications were included in the analysis.

Of the 65 publications, 7 publications were removed from the analysis as they included an unspecific number of samples; 6 had unknown numbers of samples collected<sup>47-52</sup> and 1 publication reported the diversion of 2 million doses that were not analysed,<sup>53</sup> leaving a total of 58 publications included in the quantitative analysis. Publications were then categorised by sampling methodology and study type. Sampling categories were not mutually exclusive. As a few studies were included in multiple sampling categories, the number of publications adds to more than 100% (n=67).

Half of the reports described quality surveys (33, 49.2%), followed by bioequivalence studies (17, 25.3%). Ten (14.9%) studies described accelerated biostability assays. Other studies included in the quantitative analysis were five laboratory assembled collection reports and two case reports/NMRA seizures (7.5% and 2.9%, respectively).

All publications have been mapped on the Infectious Diseases Data Observatory Medicine Quality Surveyor system and data are downloadable here<sup>38</sup> (<https://www.iddo.org/mqsurveyor/#anti-TB>).

### Type of medicines and geographical data

Medicines collected included 17 different APIs and 7 different coformulations. The most frequently assessed were rifampicin monotherapy in 45 studies (19.5%) and isoniazid monotherapy in 33 (14.3%), rifampicin-isoniazid-pyrazinamide-ethambutol FDC in 28 studies (12.1%) and rifampicin-isoniazid in 20 (8.6%). The median (IQR) number of samples collected per study was

12 (1–478). The content of the APIs was measured in 52 (80.0%) studies.

In total, 7682 samples were collected in 22 countries. Of those, 6255 were from quality surveys in 17 countries and 1086 samples were from equivalence studies in 6 countries.

The majority of data points were in India with 92 (41.4%), 20 (9.0%) in Kenya and 16 (7.2%) in Kazakhstan (table 1). The country where samples were collected was not specified for 985 (12.8%) samples and 11 (4.9%) data points (table 1).

Of the 7682 samples collected, 1170 (15.2%) failed at least one quality test, 6.7% (78) were classified as falsified, 22.6% (265) as substandard and 70.7% (827) as SorF since packaging analysis was not performed (table 2 and online supplemental table 2).

In quality surveys 879 (14.1%) samples failed at least one quality test out of 6255 collected, 136 (12.5%) samples out of 1086 in bioequivalence studies and 87 (36.9%) samples of 236 in accelerated biostability studies.

The highest proportion of substandard anti-TB medicines was observed in the Americas, although it only included one study of the bioavailability of co-formulated rifampicin-isoniazid-pyrazinamide medicines in Mexico and one accelerated biostability study of doripenem, imipenem-cilastatin and meropenem in the USA. Asia had the largest number of samples collected, 5758 samples in 11 countries with an overall failure rate of 15.2%. Failure rate ranged from 7.7% in Myanmar to 33.5% in Vietnam and 35.2% in Indonesia. Total samples collected in Africa accounted for 749 in five countries, with a 13.1% failure rate; Nigeria had the highest failure rate of 45.8%.

Thirteen publications specified if the failing samples had lower or higher amounts of the active substance in relation to predefined cut-offs. For rifampicin, 132 samples (30.2%) had lower amounts of API, followed by cycloserine (54, 48.6%), pyrazinamide (25, 38.5%), isoniazid (16, 11.3%), levofloxacin (9, 32.1%), ethambutol (7, 6.8%) and kanamycin (4, 100%). Higher amounts of API were found in 20 (4.6%) rifampicin samples, 11 (10.7%) ethambutol, 7 (4.9%) isoniazid and 5 (7.7%) pyrazinamide samples.

High performance liquid chromatography (HPLC) was conducted in 27 (51.9%) studies, either alone or coupled with UV-spectrophotometry, calorimetry (DSC) or Fourier transform infrared spectroscopy. Three bioavailability studies conducted HPLC and measured drug levels (or its metabolites) in urine rather than serum.

Minilab thin layer chromatography (TLC) was performed in 7 (10.8%), either alone or coupled with an additional technique such as Raman, HPLC or LC with UV spectrophotometry.

Four studies (6.1%) used ultraviolet spectrophotometry alone to determine the content of the API.

Other methods used to analyse the quality of the medicines included: fluorimetry, direct analysis in real time coupled to a compact single quadrupole mass

spectrometer (DART-QDa-MS-DART-QTOF), an ultra-fast UPLC-UV method and liquid chromatography, coupled with mass spectrometry (LC-MS). Ten studies (15.4%) did not specify the tests conducted to determine the API content.

Dissolution testing was included in 25 studies (38.5%), and of those studies only 5 included disintegration testing.

Seventeen (26.2%) studies included physical inspection and packaging inspection was specifically mentioned in only seven studies (10.8%).

A third of the publications (25, 38.5%) specified the cut-off followed to assess if the medicine met quality standards. Five publications mentioned using an 85%–115% API cut-off, four used a <80% limit, four publications 90%–110% and another two a 95%–105% cut-off. Ten (15.4%) reports specified using pharmacopoeial methods, three of them mentioned using the British Pharmacopoeia, another three the USP and one using the Indian Pharmacopoeia. The other 30 (46.1%) reports did not specify which pharmacopoeial method was followed.

### Quality surveys

Of the 33 publications describing surveys in 17 countries, 28 (84.8%) were convenience surveys and 5 (15.2%) used random sample location selection. Surveys accounted for 141 (61.0%) individual medicine samples of the total 231 data points.

India yielded the largest number of reports with 14 (34.1%), followed by Kenya (5, 12.2%) and Indonesia, Kazakhstan, Nigeria and Vietnam with 2 (4.8%) reports available for each country. Other countries that had one (2.4%) publication describing anti-TB medicine quality surveys included: Armenia, Azerbaijan, Botswana, Cambodia, Mexico, Myanmar, Republic of Belarus, Thailand, Ukraine, Uzbekistan and Zambia. Three surveys (9.5%) did not state the country of sample collection (table 1).

A third of surveys (10, 29.4%) stated that they sampled only private outlets, 20.6% (7) specified that samples were collected in public hospitals and 26.5% (9) reports did not specify which results referred to private or public outlets. Three (8.8%) surveys obtained the samples from the distribution agent or wholesale pharmacy, two (5.9%) from the manufacturer and one (2.9%) report sourced the medicines from WHO and another one from a private clinic. The type of outlets from which medicines were sampled was not specified in one survey report (2.9%).

The highest reported failure rate was for streptomycin (54.5%), followed by co-formulated isoniazid-ethambutol (40.0%) and co-formulated rifampicin-isoniazid-ethambutol (37.7%). Medicines with higher failure rates also included cycloserine (36.0%), amikacin (25.4%) and ofloxacin (21.4%). Levofloxacin, rifampicin and ethambutol monotherapy had similar failure rates (16.8, 16.6 and 16.1%, respectively). Only meropenem,



**Table 1** Failure rate per country in quality surveys, bioequivalence studies, accelerated biostability studies, accelerated biostability studies, laboratory assembled collections and case reports/MRA seizures

Countries	Accelerated biostability studies			Bioequivalence studies			Quality surveys			Laboratory assembled collections			MRA seizure			Total		Failure rate %	
	N	n	Failure rate %	N	n	Failure rate %	N	n	Failure rate %	N	n	Failure rate %	N	n	Failure rate %	No of data points	n failed		
<b>Africa</b>				<b>627</b>	<b>65</b>	<b>10.4</b>	<b>122</b>	<b>33</b>	<b>27</b>							<b>45</b>	<b>98</b>	<b>13.1</b>	
Botswana							13	4	30.8							3	4	30.8	
Kenya							42	5	11.9							20	42	11.9	
Nigeria				9	5	55.6	50	22	44.0							6	59	45.8	
South Africa				618	60	9.7										13	618	9.7	
Zambia							17	2	11.8							3	17	11.8	
<b>Americas</b>	<b>18</b>	<b>0</b>	<b>0.0</b>	<b>18</b>	<b>18</b>	<b>100.0</b>	<b>18</b>	<b>0</b>	<b>0.0</b>							<b>5</b>	<b>54</b>	<b>33.3</b>	
Mexico				18	18	100.0	18	0	0.0							2	36	50.0	
USA				18	0	0.0										3	18	0.0	
<b>Asia</b>	<b>218</b>	<b>87</b>	<b>39.9</b>	<b>436</b>	<b>53</b>	<b>12.2</b>	<b>5082</b>	<b>732</b>	<b>14</b>	<b>20</b>	<b>1</b>	<b>5.0</b>	<b>2</b>	<b>2</b>	<b>100.0</b>	<b>145</b>	<b>875</b>	<b>15.2</b>	
Armenia							42	4	9.5							5	42	9.5	
Azerbaijan							31	3	9.7							5	31	9.7	
Cambodia							117	31	26.5							2	117	26.5	
India	206	87	42.2	362	6	1.7	3484	377	10.8	12	0	0.0	2	2	100.0	92	4066	11.6	
Indonesia				74	47	63.5	71	4	5.6							4	145	35.2	
Kazakhstan							842	176	20.9							16	842	20.9	
Myanmar/Burma							13	1	7.7							1	13	7.7	
Pakistan										8	1	12.5				2	8	12.5	
Thailand	12	0	0.0				198	50	25.3							5	210	23.8	
Uzbekistan							45	6	13.3							5	45	13.3	
Vietnam							239	80	33.5							8	239	33.5	
<b>Europe</b>	<b>5</b>	<b>0</b>	<b>0.0</b>	<b>113</b>	<b>6</b>	<b>5.3</b>	<b>18</b>	<b>0</b>	<b>0</b>	<b>38</b>	<b>1</b>	<b>2.6</b>	<b>67</b>	<b>67</b>	<b>100.0</b>	<b>16</b>	<b>136</b>	<b>4.41</b>	
Republic of Belarus							60	4	6.7							5	60	6.7	
Switzerland										4	0	0.0				1	4	0.0	
Ukraine							53	2	3.8							4	53	3.8	
UK				5	0	0.0				14	0	0.0				6	19	0.0	
Unstated							920	108	11.7				65	65	100.0	11	985	17.6	
<b>Total</b>	<b>236</b>	<b>87</b>	<b>36.9</b>	<b>1086</b>	<b>136</b>	<b>12.5</b>	<b>6255</b>	<b>879</b>	<b>14.1</b>	<b>38</b>	<b>1</b>	<b>2.6</b>	<b>67</b>	<b>67</b>	<b>100.0</b>	<b>222</b>	<b>7682</b>	<b>1170</b>	<b>15.2</b>

MRA, Medicines Regulatory Agency.

**Table 2** Quality of medicines per API in included quality surveys, bioequivalence studies, accelerated biostability studies, laboratory assembled collections and case reports/MRA seizures

Medicine name	Accelerated biostability studies			Bioequivalence studies			Quality surveys			Laboratory assembled collections			Case reports/MRA seizure			Total		
	N	n	Failure rate %	N	n	Failure rate %	N	n	Failure rate %	N	n	Failure rate %	N	n	Failure rate %	N	n failed	Failure rate %
Amikacin				224	57	25.4										224	57	25.4
Cycloserine	149	57	38.3	150	54	36.0										299	111	37.1
Doripenem	6	0	0.0	0	0											6	0	0.0
Ethambutol	4	2	50.0	113	0	0.0	623	100	16.1	1	1	100	741	103	13.9			
Ethionamide				1	0	0.0	86	12	14.0				87	12	13.8			
Gatifloxacin/Ciprofloxacin				0	0		65	65	100	65	65	100	65	65	100.0			
Imipenem-Cilastatin	6	0	0.0	0	0								6	0	0.0			
Isoniazid	1	0	0.0	197	0	0.0	1472	142	9.6				1670	142	8.5			
Isoniazid-Ethambutol	9	7	77.8	5	2	40.0							14	9	64.3			
Kanamycin				80	4	5.0							80	4	5.0			
Levofloxacin				161	27	16.8	4	1	25.0				165	28	17.0			
Meropenem	18	0	0.0	5	0	0.0							23	0	0.0			
Moxifloxacin				40	0	0.0							40	0	0.0			
Norfloxacin				6	0	0.0							6	0	0.0			
Ofloxacin				9	5	55.6	145	31	21.4	4	0	0.0	158	36	22.8			
Prothionamide				100	0	0.0							100	0	0.0			
Pyrazinamide	1	0	0.0	195	0	0.0	733	65	8.9				929	65	7.0			
Rifampicin	1	0	0.0	243	100	41.2	2025	337	16.6				2269	437	19.3			
Rifampicin-Isoniazid-Ethambutol	9	7	77.8	44	0	0.0	69	26	37.7				122	33	27.0			
Rifampicin-Isoniazid	6	3	50.0	26	8	30.8	169	3	1.8	7	0	0.0	209	15	7.2			
Rifampicin-Isoniazid-Pyrazinamide	3	2	66.7	83	21	25.3	39	1	2.6	14	0	0.0	139	24	17.3			
Rifampicin-Isoniazid-Pyrazinamide-Ethambutol	23	9	39.1	111	2	1.8	100	6	6.0	9	0	0.0	243	17	7.0			
Rifampicin-Isoniazid-Pyrazinamide-Ethambutol- Pyridoxine				1	0	0.0							1	0	0.0			
Streptomycin				64	0	0.0	22	12	54.5				86	12	14.0			
Total	236	87	36.9	1086	136	12.5	6255	879	14.1	38	1	2.6	67	67	100	7682	1170	15.2

MRA, Medicines Regulatory Agency.

moxifloxacin, norfloxacin, prothionamide and co-formulated rifampicin-isoniazid-pyrazinamide-ethambutol-pyridoxine had zero failure rates (table 2).

We found no data points for bedaquiline, clofazimine, delamanid, linezolid, p-aminosalicylic acid, pretomanid and terizidone.

### Bioequivalence studies

Seventeen (25.4%) publications described bioequivalence studies including 39 (16.9%) individual medicine data points in the database.

Twelve studies described bioavailability of anti-TB medicines in vivo, three in vitro alone and two studies included both in vivo and in vitro methodology. Four of the bioavailability studies compared analysis of urinary excretion data versus plasma concentration time profiles.

Of the bioavailability studies seven described the API content, and one included accelerated stability assays.

Bioavailability data points included 19 from India (48.7%), followed by 13 (33.3%) from South Africa, 2 (5.1%) from Indonesia, and Mexico and Nigeria had 1 (2.6%) each. The UK had three data points (7.7%) (table 1).

Of the 1086 samples analysed, 136 (12.5%) failed the bioavailability tests conducted. Of the failing samples, 100 (73.5%) were rifampicin monotherapy tablets and 53 of those were samples classified as substandard with poor bioavailability collected in South Africa. Other poor-quality samples included 21 samples of rifampicin-isoniazid-pyrazinamide FDC, 8 samples of rifampicin-isoniazid FDC, 5 ofloxacin samples and 2 rifampicin-isoniazid-pyrazinamide-ethambutol FDC samples (table 2).

Bioavailability studies included samples obtained from the manufacturing company (18, 46.2%) or a distributor (13, 33.3%). Samples collected from pharmacies, either public hospitals or private pharmacies and clinics accounted for 10.3% (4). Four data points (10.3%) did not specify sample origin.

### Accelerated bioavailability studies

Ten publications described the stability of anti-TB medicines under accelerated conditions, with eight in India, one in Thailand and one in the USA.

All except two studies were conducted between 2003 and 2005. One study conducted in 1968<sup>45</sup> studied the stability of cycloserine (149 samples) and one in 2011 studied the stability of doripenem, imipenem and meropenem.<sup>54</sup>

The overall failure rate was 36.9%, varying from 77.8% failure rate for both rifampicin-isoniazid-ethambutol FDC and isoniazid-ethambutol FDC, respectively, 66.7% for rifampicin-isoniazid-pyrazinamide FDC, and 50% for both ethambutol in single form and rifampicin-isoniazid FDC. Rifampicin-isoniazid-pyrazinamide-ethambutol FDC had a similar failure rate to cycloserine (39.1% and 38.3%, respectively). Other medicines that had zero failure rate included doripenem, meropenem,

co-formulated imipenem-cilastatin, rifampicin, isoniazid, and pyrazinamide monotherapy.

### Research on methods assessing TB drug quality

Although 25 publications were found describing different techniques for analysis of anti-TB monotherapy and FDC tablets and capsules, only 9 were eligible to be included in the quantitative analysis, as others were validation methods and techniques with no specific medicine quality data included (online supplemental table 3).

Four publications described in vitro methodology for assessing the bioavailability and bioequivalence of TB drugs, and the effect of food on rifampicin. One publication used a calorimetric method to screen for the presence of the less active diastereomeric (R,S) forms of ethambutol dihydrochloride<sup>55</sup> and one described a chemiluminescent method for pyrazinamide.<sup>56</sup> Seven publications described chromatographic techniques including rapid screening of pharmaceuticals by TLC. One publication described the colorimetric analysis of 14 anti-TB FDCs.<sup>57</sup>

One publication described a disintegration method for isoniazid<sup>58</sup> and another three described dissolution assays. Two articles described paper analytical devices for fast field screening of antimicrobial medicines and anti-TB pharmaceuticals.<sup>59 60</sup> Five reports described spectroscopic techniques from low-cost optical spectrometers<sup>61</sup> to near-infrared spectroscopy and multivariate calibration to measure the dissolution<sup>62</sup> (online supplemental table 3).

### Case reports

A 1906 publication from *The New York Times* described fake TB 'nostrums'.<sup>44</sup> Three reports described the presence of TB medicines as cryptic wrong ingredients in falsified medicines.<sup>63-65</sup> Two publications described the analysis of 192 blister packs labelled as antimalarial artemisinin-based combination therapy seized in sub-Saharan Africa.<sup>63 64</sup> Sixty-five (33.8%) of those samples contained either ciprofloxacin alone or a combination of chloramphenicol, ciprofloxacin, sildenafil and gatifloxacin (table 3).

One lay press report described the discovery of vials labelled as ceftazidime (Fortum) injection reused from hospital waste and adulterated with streptomycin.<sup>65</sup>

In a reported 2009 recall from the Government of Canada, bottles of the medicine Rofact (rifampin), were erroneously filled with clonazepam 0.5mg.<sup>52</sup>

Other recalls/case reports/NMRA seizures included a lay press report describing the diversion of TB medicines financed by The Global Fund sold in local markets in Côte d'Ivoire.<sup>53</sup> One publication reporting 'over concentration' of TB drugs in Chad (unpublished results from Réseau Médicaments et Développement).<sup>48</sup> Antib-4 (pyrazinamide-ethambutol-isoniazid-rifampicin) and Ebsar (isoniazid-rifampicin) manufactured in India by Rusan Pharma were recalled in South Africa because of the presence of lower active ingredients than specified.<sup>49</sup>



**Table 3** Summary of seizures; MRA recalls and case reports of TB medical products with wrong active ingredients

Title	First author/publisher	Year	Country	Reference
Fake consumption cures. Doctors call patent and proprietary medicines harmful	<i>The New York Times</i>	1906	USA	44
Matrix of Drug Quality Reports in USAID-assisted Countries – ‘vials labelled as ceftazidime (Fortum) injection re-used from hospital waste and adulterated with streptomycin’	Primo-Carpenter J; The United States Pharmacopeial Convention Inc.	2004	Vietnam	65 & Power G.
Database on the incidents of Counterfeit Medicines in the WHO-SEA Region	South East Asian FIP-WHO Forum of Pharmaceutical Associations	2004	India	www.searpharmforum.org
Substandard medicines in resource-poor settings: a problem that can no longer be ignored	Caudron J M <i>Tropical Medicine &amp; International Health</i>	2008	Chad	48
South Africa withdraws TB drugs because of quality fears	Sidley P <i>British Medical Journal</i>	2008	South Africa	49
A Small Number of Bottles of the Antibiotic Rofact (Rifampin) May Contain a Different Drug	Health Canada; Government of Canada	2009	Canada	<a href="https://recalls-rappels.canada.ca/en/alert-recall/archived-small-number-bottles-antibiotic-rofactr-rifampin-may-contain-different-drug">https://recalls-rappels.canada.ca/en/alert-recall/archived-small-number-bottles-antibiotic-rofactr-rifampin-may-contain-different-drug</a>
WHO suspends TB drugs from big India supplier on quality fears	Hirschler B Thomson Reuters	2016	India	<a href="https://uk.reuters.com/article/us-india-pharmaceuticals-svizera/who-suspends-tb-drugs-from-big-india-supplier-on-quality-fears-idUKKCNOWK2HE?feedType=RSS&amp;feedName=healthNewsMolt">https://uk.reuters.com/article/us-india-pharmaceuticals-svizera/who-suspends-tb-drugs-from-big-india-supplier-on-quality-fears-idUKKCNOWK2HE?feedType=RSS&amp;feedName=healthNewsMolt</a>
In Côte d'Ivoire. two million TB drugs financed by The Global Fund sold in street markets: OIG	Braquehais S Aidsplan OIG	2016	Côte d'Ivoire	<a href="https://aidsplan.org/">https://aidsplan.org/</a>
Fingerprinting of falsified artemisinin combination therapies via direct analysis in real time coupled to a compact single quadrupole mass spectrometer	Bernier M C Analytical Methods. The Royal Society of Chemistry	2016	Sub-Saharan Africa	63
Triboelectric Nanogenerator (TENG) Mass Spectrometry of Falsified Antimalarials	Bernier M C Rapid communications in mass spectrometry RCM	2018	Sub-Saharan Africa	64

MRA, Medicines Regulatory Agency; TB, tuberculosis.

A report from the South-East Asian FIP-WHO Forum of Pharmaceutical Associations described falsified Reinex 450 and Clombutol (anti-TB medicines) in India in 2003.<sup>66</sup> Manufacturing of TB medicines was suspended at Svizera Labs, a major supplier to developing countries, in Mumbai, India, because of unreliable manufacturing standards<sup>67</sup> (table 3).

## DISCUSSION

Effective diagnosis and treatment of TB saved an estimated 74million lives between 2000 and 2021<sup>1 11 68</sup> and are among the most cost-effective health interventions.<sup>26</sup> Despite these advances TB remains a global threat, especially with the emergence of MDR-TB and XDR-TB during the past decade.<sup>3 10</sup> However, there is little awareness of poor-quality anti-TB medicines and the threat

they may pose to individual patients, the control of TB and the rise of MDR-TB and XDR-TB.

The data reviewed here suggest that there are issues with the quality of TB medicines, but the paucity of data do not allow global or national estimates. Data reporting on TB medicine quality are few and many are of poor quality. Zabala *et al* analysed the publicly accessible survey data on the quality of ciprofloxacin and co-amoxiclav finding median (IQR) failure frequencies of 3% (0%–8%) and 21.3% (5.8%–38.6%), respectively.<sup>39</sup>

Of the 202 countries with TB epidemiology data,<sup>1 11</sup> published information on anti-TB medicine quality was publicly available from only 22 (10.9%). Of the 30 TB high-burden countries that collectively account for 86% of patients with TB, reports on TB drug quality were available from 11 (36.6%).

India had the largest number of reports (29, 43.3%) followed by Kenya (5, 7.5%) and South Africa (4, 6.0%). Indonesia, Nigeria, Thailand and Vietnam had two (3.0%) reports each available. Cambodia, Myanmar, Pakistan and Zambia had only one (1.5%) report available each. Information on anti-TB medicine quality in the other 19 high-burden countries is lacking, at least in the public domain.

Furthermore, no reports from Bangladesh, China, the Democratic Republic of the Congo and the Philippines were found, and they are four of the eight countries, together with India, Indonesia, Nigeria and Pakistan that accounted for more than two-thirds of the global total incident TB cases in 2021.<sup>1 11</sup>

Only two reports were available from the Americas and the available information from Europe is sparse.

The lack of standardisation of reporting is also a serious limitation. Results are frequently not broken down by country and/or medicine. The number of samples is commonly not representative, and the small sample size per survey limits the interpretation of the results. Randomisation, the gold standard in estimation of prevalence, was used in only 5 (15.2%) quality surveys. Additional data on TB medicine quality that are not in the public domain are likely to be held by medicines regulatory authorities, the pharmaceutical industry and vertical TB control programmes.

There is a small risk of misclassification of samples that contained wrong API or no API as falsified when packaging analysis was not assessed, as they may be substandard, due to gross manufacturing errors.<sup>42 43</sup> Furthermore, there is little information available to distinguish substandard medicines due to errors in factory production from those due to degradation (eg, due to postproduction inappropriate storage).

Bioequivalence studies against reference formulations are conducted to assure quality and are mandated by WHO as part of the prequalification programme for registration of rifampicin containing FDCs. Almost 40% of the samples collected in the retrieved studies focused on the quality of rifampicin in single-dose combinations and FDCs (in combination with isoniazid, pyrazinamide and ethambutol). Reduced rifampicin dissolution, absorption and hence bioavailability have been well described. Rifampicin has pH-dependent solubility, and particle size, formulation and changes in the crystalline structure during manufacture can alter its bioavailability, risking substandard products.<sup>9 10 19 69–71</sup>

Poor rifampicin bioavailability in FDC risks low exposure of TB bacteria to rifampicin, engendering resistance to both rifampicin and the partner drugs in the FDC.<sup>22–24</sup> High doses of rifampicin may produce thrombocytopenia, influenza-like syndrome, haemolytic anaemia and acute renal failure whereas large doses of isoniazid may result in hepatotoxicity. This is particularly important when medicines in tablets are being split in halves and thirds. Two studies described that the APIs isoniazid, pyrazinamide, ethambutol and rifampicin may

be not uniformly distributed in the split proportions thus risking overdosing or underdosing.<sup>72 73</sup> This is particularly important for medicines for children for whom drug bioavailability tends to be more variable than in adults.<sup>74</sup> No reports were found studying FDCs for children. Body weight band-based dose optimisation has been suggested to help achieve optimal drug exposures and limit pharmacokinetic variability.<sup>74</sup>

Surveillance of antituberculous medicine quality is impeded by insufficient laboratory capacity to assess bioavailability. Simple assays to quantify active ingredients of anti-TB drugs should be deployed to empower pharmacy inspectors. New paper test cards are a promising approach to determine the presence of APIs qualitatively but they are not designed to detect substandard medicines nor falsified medicine containing the correct stated API.<sup>59</sup> The Global Pharma Health Fund (GPHF) has developed relatively inexpensive field test kits, the GPHF-Minilab, for rapid detection of falsified medicines, that cover a wide range of antimycobacterials.<sup>75</sup>

High TB burden countries are mainly categorised in the climate zone IV region.<sup>76</sup> Ten accelerated stability studies assessed the storage of FDCs under market conditions of high temperatures and humidity, demonstrating effect on the dissolution rate and leading to rifampicin and ethambutol degradation. The formation of degradation products is of serious concern, especially when inactive against mycobacteria.<sup>77</sup> It has been demonstrated in vitro that substandard drugs with degraded active ingredients select for gene alterations that confer resistance to standard TB medicines.<sup>78</sup>

Another unresolved issue is that in many low-income and middle-income countries, treatment of TB is left to the private sector,<sup>79</sup> risking fuelling the MDR-TB epidemic by increasing inappropriate and indiscriminate antimicrobial use<sup>80 81</sup> as medicines may be sold loose with no labelling or manufacturing information.<sup>82</sup>

Initiatives to improve medicine procurement as a means of reducing TB drug SF burden includes The WHO Prequalification of Medicines Programme, set up in 2001 to facilitate access to medicines that meet unified standards of quality, safety and efficacy. In 2023, 125 finished TB products were included in the list.

Nevertheless, as recently highlighted by Akpobolokemi *et al*<sup>83</sup> surveillance of the quality of medicines needs to be an integral part of treatment programmes as they expand geographical coverage and use. Furthermore, new expensive antimicrobials, such as linezolid, bedaquiline, pretomanid and delamanid have now being deployed to optimise treatment of MDR-TB and they risk being falsified.

How SF anti-TB medicines impact on patient outcome and AMR and how important they should be ranked among other AMR drivers, such as poor adherence and poor prescribing, in different communities and HIV prevalences remains uncertain.<sup>84</sup> Better understanding of the pharmacokinetic-pharmacodynamic relationships between anti-TB medicine concentrations and patient

outcome and AMR<sup>85</sup> are needed to understand the impact of SF anti-TB medicines.

In 2009, the WHO's Beijing call for action made a commitment to accelerate efforts to prevent MDR/XDR-TB through effective TB care and control, and to scale up the diagnosis and treatment of MDR/XDR-TB.<sup>32 86</sup> Nine years later, in September 2018, the first United Nations High-Level Meeting (UNHLM) on TB was held, where heads of state and governments committed to ending the TB epidemic by 2030.<sup>11</sup> In order to achieve the targets and goals of the Sustainable Development Goals and the WHO's End TB Strategy adopted in 2015,<sup>68</sup> it will be vital to ensure that TB medicines are good quality or the gains observed in the last decade could be reversed as resistance threatens the improvements made.

## CONCLUSION

Poor-quality medicines pose a severe global public health threat but there is an insufficient evidence base to estimate the global prevalence of SF anti-TB medicines. The current global situation remains unclear, poorly documented, and the impact of SF medicines on engendering TB drug resistance uncertain.<sup>83</sup> Only a handful of surveys have focused on specific drugs and in particular countries, and more information collected with standardised methodology is needed to compare between countries and regions. Although the curated data suggest an important issue with substandard anti-TB medicines and much less evidence for falsification, a large proportion of samples could not be classed into either category in the absence of packaging analysis/regulatory status data.

More research is needed on the development and evaluation of rapid, affordable and accurate portable devices to empower pharmacy inspectors for screening anti-TB medicines for those with %API and dissolution outside of reference limits.<sup>87</sup>

Important insights into the relationships between poor quality medicines of reduced %API/dissolution and patient outcome could be informed by evidence from TB medicine PK-PD relationships, especially the relationship between mg/kg body weight dosage variability and patient outcome.<sup>88-94</sup>

Surveillance of the quality of TB medicines needs to be an integral part of treatment programmes, an issue that should be taken into consideration at the next 2023 UNHLM on TB.

**Acknowledgements** The authors thank the Minister of Health, Government of the Lao PDR, the Directors and staff of Mahosot Hospital, the late Dr Rattanaphone Phetsouvanh, Professor Mayfong Mayxay and Dr Manivanh Vongsouvath for their support and advice. The authors also thank the Medicine Quality Research Group within LOMWRU and Professor Philippe Guerin and the staff of the Infectious Diseases Data Observatory. The authors also thank Dr Irwin Law for his useful comments.

**Contributors** PT conceived the manuscript, conducted the analysis and wrote the manuscript. PN conceived the manuscript and wrote the manuscript.

**Funding** This work was funded in whole or in part by the Wellcome Trust (grant number 202935/Z/16/Z) for the purpose of Open Access, the author has applied a

CC BY public copyright license to any Author Accepted Manuscript versions arising from this submission.

**Competing interests** None declared.

**Patient and public involvement** Patients and/or the public were not involved in the design, or conduct, or reporting, or dissemination plans of this research.

**Patient consent for publication** Not applicable.

**Provenance and peer review** Not commissioned; externally peer reviewed.

**Data availability statement** Data are available in a public, open access repository.

**Supplemental material** This content has been supplied by the author(s). It has not been vetted by BMJ Publishing Group Limited (BMJ) and may not have been peer-reviewed. Any opinions or recommendations discussed are solely those of the author(s) and are not endorsed by BMJ. BMJ disclaims all liability and responsibility arising from any reliance placed on the content. Where the content includes any translated material, BMJ does not warrant the accuracy and reliability of the translations (including but not limited to local regulations, clinical guidelines, terminology, drug names and drug dosages), and is not responsible for any error and/or omissions arising from translation and adaptation or otherwise.

**Open access** This is an open access article distributed in accordance with the Creative Commons Attribution 4.0 Unported (CC BY 4.0) license, which permits others to copy, redistribute, remix, transform and build upon this work for any purpose, provided the original work is properly cited, a link to the licence is given, and indication of whether changes were made. See: <https://creativecommons.org/licenses/by/4.0/>.

## ORCID iDs

Patricia Taberner <http://orcid.org/0000-0002-1015-6207>

Paul N Newton <http://orcid.org/0000-0003-0734-2022>

## REFERENCES

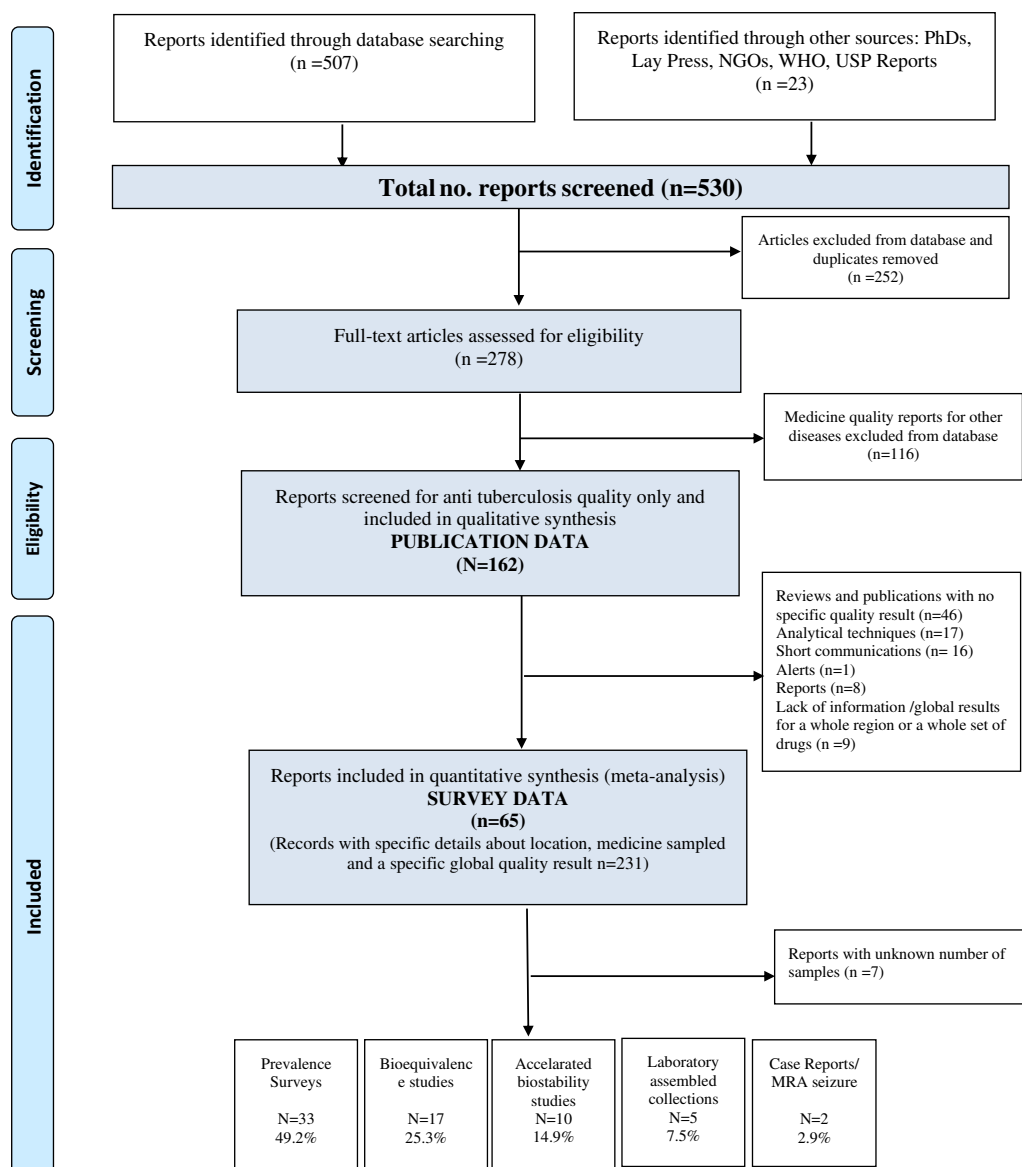
- World Health Organization. Global tuberculosis report 2022. 2022. Available: <https://www.who.int/publications/i/item/9789240061729>
- Venkatesan P. Worrying lack of funding for tuberculosis. *Lancet Infect Dis* 2022;22:S1473-3099(22)00073-1.
- Dean AS, Tosas August O, Glaziou P, et al. 25 years of surveillance of drug-resistant tuberculosis: achievements, challenges, and way forward. *Lancet Infect Dis* 2022;22:e191-6.
- World Health Organization. Global tuberculosis report 2021. 2021. Available: <https://apps.who.int/iris/rest/bitstreams/1379788/retrieve>
- World Health Organization. Global tuberculosis report 2017. 2017. Available: [http://www.who.int/tb/publications/global\\_report/gtbr2017\\_main\\_text.pdf](http://www.who.int/tb/publications/global_report/gtbr2017_main_text.pdf)
- World Health Organization. Module 4: drug-susceptible tuberculosis treatment. 2021. Available: <https://tbksp.org/en/node/1918>
- Levy S. The evolution of tuberculosis. *BioScience* 2012;62:625-9.
- Blomberg B. The rationale for recommending fixed-dose combination tablets for treatment of tuberculosis. *World Health Organization Bulletin* 2001.
- Panchagnula R, Agrawal S. Biopharmaceutic and pharmacokinetic aspects of variable Bioavailability of Rifampicin. *Int J Pharm* 2004;271:1-4.
- Gandhi NR, Nunn P, Dheda K, et al. Multidrug-resistant and extensively drug-resistant tuberculosis: a threat to global control of tuberculosis. *Lancet* 2010;375:1830-43.
- World Health Organization. Global tuberculosis report 2019. 2019. Available: <https://www.who.int/tb/global-report-2019>
- World Health Organization. Global tuberculosis report 2020. 2020. Available: <https://www.who.int/publications/i/item/9789240013131>
- Arya SC, Agarwal N. Emergence of totally drug-resistant tuberculosis: obscure and overlooked issues. *Int J Tuberc Lung Dis* 2012;16:852.
- Mendelson M, Röttingen J-A, Gopinathan U, et al. Maximising access to achieve appropriate human antimicrobial use in low-income and middle-income countries. *Lancet* 2016;387:188-98.
- TB Alliance. *Revealing the scope of TB treatment in the private sector*. 2022. Available: <https://www.tballiance.org/content/revealing-scope-tb-treatment-private-sector>
- World Health Organization. Working definitions document approved by the Seventieth world health assembly. 2017. Available: [https://www.who.int/medicines/regulation/ssffc/A70\\_23-en1.pdf?ua=1](https://www.who.int/medicines/regulation/ssffc/A70_23-en1.pdf?ua=1)
- Bate R, Tren R, Mooney L, et al. Pilot study of essential drug quality in two major cities in India. *PLOS ONE* 2009;4:e6003.

- 18 Mweemba W. Evaluation of the quality of fixed dose combination anti tuberculosis drugs in public and private health institutions in Lusaka district. *Med J Zambia* 2011;38.
- 19 WHO Regional Office for Europe. WHO survey of the quality of anti-tuberculosis medicines circulating in selected newly independent States of the former Soviet Union, in medicines essential medicines and pharmaceutical policies health technologies and pharmaceuticals, quality assurance and safety, editor. 2011. Available: [https://extranet.who.int/pqweb/sites/default/files/documents/TBQuality-Survey\\_Nov2011\\_1.pdf](https://extranet.who.int/pqweb/sites/default/files/documents/TBQuality-Survey_Nov2011_1.pdf)
- 20 Nabirova D, Schmid G, Yusupova R, et al. Assessment of the quality of anti-tuberculosis medicines in Almaty, Kazakhstan, 2014. *Int J Tuberc Lung Dis* 2017;21:1161–8.
- 21 Bate R, Jensen P, Hess K, et al. Substandard and falsified anti-tuberculosis drugs: a preliminary field analysis. *Int J Tuberc Lung Dis* 2013;17:308–11.
- 22 Agrawal S, Kaur KJ, Singh I, et al. Assessment of Bioequivalence of Rifampicin, isoniazid and pyrazinamide in a four drug fixed dose combination with separate formulations at the same dose levels. *Int J Pharm* 2002;233:169–77.
- 23 Ashokraj Y, Singh I, Kaur KJ, et al. Establishment of a reference formulation for Bioequivalence assessment of Rifampicin-containing FDCs: an essential step towards improving tuberculosis treatment. *Int J Tuberc Lung Dis* 2005;9:791–6.
- 24 Shishoo CJ, Shah SA, Rathod IS, et al. Impaired Bioavailability of Rifampicin in presence of isoniazid from fixed dose combination (FDC) formulation. *Int J Pharm* 2001;228:53–67.
- 25 Phillips L. Infectious disease: TB's revenge. *Nature* 2013;493:14–6.
- 26 Lönnroth K, Castro KG, Chakaya JM, et al. Tuberculosis control and elimination 2010–2050: cure, care, and social development. *Lancet* 2010;375:1814–29.
- 27 Abubakar I, Zignol M, Falzon D, et al. Drug-resistant tuberculosis: time for visionary political leadership. *Lancet Infect Dis* 2013;13:529–39.
- 28 Zumla AI, Gillespie SH, Hoelscher M, et al. New Antituberculosis drugs, regimens, and adjunct therapies: needs, advances, and future prospects. *Lancet Infect Dis* 2014;14:327–40.
- 29 Theron G, Jenkins HE, Cobelens F, et al. Data for action: collection and use of local data to end tuberculosis. *Lancet* 2015;386:2324–33.
- 30 Yuen CM, Amanullah F, Dharmadhikari A, et al. Turning off the tap: stopping tuberculosis transmission through active case-finding and prompt effective treatment. *Lancet* 2015;386:2334–43.
- 31 Rangaka MX, Cavalcante SC, Marais BJ, et al. Controlling the seedbeds of tuberculosis: diagnosis and treatment of tuberculosis infection. *The Lancet* 2015;386:2344–53.
- 32 Barber SL, Smid M, Hennig C, et al. Multidrug-resistant tuberculosis and quality-assured medicines. *Lancet* 2009;374:292.
- 33 Seear M. The need for coordinated action against falsified and substandard medicines. *Int J Tuberc Lung Dis* 2013;17:286.
- 34 Laing R, Vrakking H, Fourie B. Quality and stability of TB medicines: let the buyer beware. *Int J Tuberc Lung Dis* 2004;8:1043–4.
- 35 Problems of Multidrug- and extensively drug-resistant TB. *DTB* 2012;50:21–4.
- 36 Raviglione M, Marais B, Floyd K, et al. Scaling up interventions to achieve global tuberculosis control: progress and new developments. *The Lancet* 2012;379:1902–13.
- 37 Binagwaho A, Bate R, Gasana M, et al. Combatting substandard and falsified medicines: a view from Rwanda. *PLoS Med* 2013;10:e1001476.
- 38 Taberner P, Newton PN. Estimating the prevalence of poor quality anti-tuberculosis medicines – a neglected risk for global TB control and resistance, IDDO, editor. medicine quality scientific literature surveyor. 2023. Available: <https://www.iddo.org/mq-scientific-literature-surveyor>
- 39 Zabala GA, Bellingham K, Vidhamaly V, et al. Substandard and falsified antibiotics: neglected drivers of antimicrobial resistance. *BMJ Glob Health* 2022;7:e008587.
- 40 WHO. *Seventieth World Health Assembly update 2017. Substandard and falsified medical products*. 2017.
- 41 Newton PN, Amin AA, Bird C, et al. The primacy of public health considerations in defining poor quality medicines. *PLOS Med* 2011;8:e1001139.
- 42 Dorlo TPC, Eggelte TA, Schoone GJ, et al. A poor-quality generic drug for the treatment of visceral Leishmaniasis: A case report and appeal. *PLOS Negl Trop Dis* 2012;6:e1544.
- 43 Nishtar S. Pakistan's deadly cocktail of substandard drugs. *Lancet* 2012;379:1084–5.
- 44 The New York Times. *Fake consumption cures, doctors call patent and proprietary medicines harmful*. 1906.
- 45 Rao KVN, Eidus L, Evans C, et al. Deterioration of Cycloserine in the tropics. *Bull World Health Organ* 1968;39:781–9.
- 46 Beckett AH. A general survey of quality control of drugs for tuberculosis. *Tubercle* 1968;49:Suppl:88.
- 47 Mirani H. *Fake drugs increase MDR TB in Kashmir*. 2007.
- 48 Caudron J-M, Ford N, Henkens M, et al. Substandard medicines in resource-poor settings: a problem that can no longer be ignored. *Tropical Medicine & International Health* 2008;13:1062–72. 10.1111/j.1365-3156.2008.02106.x Available: <http://blackwell-synergy.com/doi/abs/10.1111/tmi.2008.13.issue-8>
- 49 Sidley P. South Africa WITHDRAWs TB drugs because quality fears. *BMJ* 2008;337:aug20\_1/a1385.
- 50 Primo-Carpenter J, McGinnis M. Matrix of drug quality reports in USAID-assisted countries, U.S pharmacopeia drug quality and information program. The United States Pharmacopeia, 2006. Available: [https://pdf.usaid.gov/pdf\\_docs/Pnadh099.pdf](https://pdf.usaid.gov/pdf_docs/Pnadh099.pdf)
- 51 Government of India. Survey of extent of problems of spurious and not of Standard quality drugs in the country 2014–2016, 2017, National Institute of Biologicals, Ministry of Health and Family Welfare. n.d. Available: <http://www.indiaenvironmentportal.org.in/files/file/National%20Drug%20Survey%202014-16.pdf>
- 52 Health Canada Government of Canada. A small number of bottles of the antibiotic Rofact® (rifampin) may contain a different drug. recalls and safety alerts [advisory]. 2009. Available: <https://www.healthycanadians.gc.ca/recall-alert-rappel-avis/hc-sc/2009/9840r-eng.php>
- 53 Braquehais S. In Côte D'Ivoire, two million TB drugs financed by the global fund sold in Street markets: OIG. 2016. Available: <https://www.aidspace.org/fr/c/article/3710>
- 54 Keel RA, Sutherland CA, Crandon JL, et al. Stability of Doripenem, imipenem and Meropenem at elevated room temperatures. *Int J Antimicrob Agents* 2011;37:184–5.
- 55 Prasad B, Kumar V, Bhutani H, et al. Screening of bulk drug samples and anti-tuberculosis products for the presence of therapeutically less active Diastereomeric (R,S) form of ethambutol dihydrochloride. *Indian J Tuberc* 2008;55:192–8.
- 56 Prior JAV, Santos JLM, Lima JLFC. Automated Chemiluminometric screening of counterfeit drugs of the Antituberculosis agent pyrazinamide. *J AOAC Int* 2009;92:830–6.
- 57 Ellard GA. The Colorimetric analysis of anti-tuberculosis fixed-dose combination tablets and capsules. *Int J Tuberc Lung Dis* 1999;3:S343–6.
- 58 Sandell E, Eriksson K, Mellström G. A disintegration test for evaluation of drug availability from tablets and capsules. *Acta Pharm Suec* 1970;7:559–66.
- 59 Weaver AA, Reiser H, Barstis T, et al. Paper Analytical devices for fast field screening of beta lactam antibiotics and Antituberculosis pharmaceuticals. *Anal Chem* 2013;85:6453–60.
- 60 Reiser H, et al. *Paper Analytical Device To Detect Substandard Anti-tuberculosis Medications*. in *American Society of Tropical Medicine and Hygiene Meeting 2012*. Atlanta, GA: USA American Society of Tropical Medicine and Hygiene, 2012.
- 61 Wang W, Keller MD, Baughman T, et al. Evaluating low-cost optical Spectrometers for the detection of simulated substandard and falsified medicines. *Appl Spectrosc* 2020;74:323–33.
- 62 de Oliveira Neves AC, Soares GM, de Moraes SC, et al. Dissolution testing of isoniazid, Rifampicin, pyrazinamide and ethambutol tablets using near-infrared spectroscopy (NIRS) and multivariate calibration. *J Pharm Biomed Anal* 2012;57:115–9.
- 63 Bernier MC, Li F, Musselman B, et al. Fingerprinting of falsified Artemisinin combination therapies via direct analysis in real time coupled to a compact single Quadrupole mass spectrometer. *Anal Methods* 2016;8:6616–24.
- 64 Bernier MC, Li A, Winalski L, et al. Triboelectric Nanogenerator (TENG) mass Spectrometry of falsified Antimalarials. *Rapid Commun Mass Spectrom* 2018;32:1585–90.
- 65 Primo-Carpenter J. *Matrix of drug quality reports in USAID-assisted Countries, in U.S pharmacopeia drug quality and information program*. The United States Pharmacopeia, 2004.
- 66 South East Asia FIP-WHO Forum of Pharmaceutical Associations. *SEARPharm South East Asian FIP-WHO Forum of Pharmaceutical Associations, Database on the incidents of Counterfeit Medicines in the WHO-SEA Region*. 2004.
- 67 Hirschler B. WHO SUSPENDS TB drugs from big India supplier on quality fears. 2016.
- 68 WHO. *Health in 2015: from MDGs to SDGs, in WHO*. 2015. Available: <https://www.who.int/data/gho/publications/mdgs-sdgs>
- 69 Ashokraj Y, Agrawal S, Varma MVS, et al. Quality control of anti-tuberculosis fixed-dose combination formulations in the global market: an in vitro study. *Int J Tuberc Lung Dis* 2004;8:1081–8.
- 70 Agrawal S, Singh I, Kaur KJ, et al. Bioequivalence trials of Rifampicin containing formulations: Extrinsic and intrinsic factors in the absorption of Rifampicin. *Pharmacol Res* 2004;50:317–27.

- 71 Panchagnula R, Rungta S, Sancheti P, *et al*. In vitro evaluation of food effect on the Bioavailability of Rifampicin from Antituberculosis fixed dose combination formulations. *Farmaco* 2003;58:1099–103.
- 72 Pouplin T, Phuong PN, Toi PV, *et al*. Isoniazid, pyrazinamide and Rifampicin content variation in split fixed-dose combination tablets. *PLoS One* 2014;9:e102047.
- 73 Ashokraj Y, Kohli G, Kaur KJ, *et al*. Feasibility studies on division of fixed dose combinations of anti-Tubercular drugs: an improvement in the tuberculosis therapy. *J Clin Pharm Ther* 2006;31:201–3.
- 74 McIlleron H, Chirehwa MT. Current research toward optimizing dosing of first-line Antituberculosis treatment. *Expert Review of Anti-Infective Therapy* 2019;17:27–38.
- 75 Global Pharma health fund E.V (GPHF). 2020. Available: <https://www.gphf.org/en/minilab/factsheet.htm>
- 76 Ashokraj Y, Kohli G, Kaul CL, *et al*. Quality control of anti-tuberculosis FDC formulations in the global market: part II- accelerated stability studies. *Int J Tuberc Lung Dis* 2005;9:1266–72.
- 77 Singh S, Mohan B. A pilot stability study on four-drug fixed-dose combination anti-tuberculosis products. *Int J Tuberc Lung Dis* 2003;7:298–303.
- 78 Weinstein ZB, Zaman MH. Evolution of rifampin resistance in *Escherichia coli* and *Mycobacterium Smegmatis* due to substandard drugs. *Antimicrob Agents Chemother* 2019;63:e01243–18.
- 79 Morgan DJ, Okeke IN, Laxminarayan R, *et al*. Non-prescription antimicrobial use worldwide: a systematic review. *Lancet Infect Dis* 2011;11:692–701.
- 80 Udwardia ZF, Pinto LM, Uplekar MW. Tuberculosis management by private practitioners in Mumbai, India has anything changed in two decades? *PLoS ONE* 2010;5:e12023.
- 81 Wells WA, Ge CF, Patel N, *et al*. Size and usage patterns of private TB drug markets in the high burden countries. *PLoS ONE* 2011;6:e18964.
- 82 Taberner P, Swamidoss I, Mayxay M, *et al*. A random survey of the prevalence of falsified and substandard antibiotics in the Lao PDR. *J Antimicrob Chemother* 2022;77:1770–8.
- 83 Akpobolokemi T, Martinez-Nunez RT, Raimi-Abraham BT. Tackling the global impact of substandard and falsified and unregistered/unlicensed anti-tuberculosis medicines. *J Med Access* 2022;6:23992026211070406.
- 84 Brites D, Gagneux S. Old and new selective pressures on *Mycobacterium tuberculosis*. *Infect Genet Evol* 2012;12:678–85.
- 85 Perumal R, Naidoo K, Naidoo A, *et al*. A systematic review and meta-analysis of first-line tuberculosis drug concentrations and treatment outcomes. *Int J Tuberc Lung Dis* 2020;24:48–64.
- 86 Cheng MH. Ministerial meeting agrees plan for tuberculosis control. *Lancet* 2009;373:1328.
- 87 Vickers S, Bernier M, Zambrzycki S, *et al*. Field detection devices for screening the quality of medicines: a systematic review. *BMJ Glob Health* 2018;3:e000725.
- 88 Wilby KJ, Hussain FN. A review of clinical pharmacokinetic and pharmacodynamic relationships and clinical implications for drugs used to treat multi-drug resistant tuberculosis. *Eur J Drug Metab Pharmacokin* 2020;45:305–13.
- 89 Muliaditan M, Della Pasqua O. Evaluation of pharmacokinetic-pharmacodynamic relationships and selection of drug combinations for tuberculosis. *Br J Clin Pharmacol* 2021;87:140–51.
- 90 Hall R 2nd. Evolving larger: dosing anti-tuberculosis (TB) drugs in an obese world. *Curr Pharm Des* 2015;21:4748–51.
- 91 Sekaggya-Wiltshire C, Lamorde M, Kiragga AN, *et al*. The utility of pharmacokinetic studies for the evaluation of exposure-response relationships for standard dose anti-tuberculosis drugs. *Tuberculosis (Edinb)* 2018;108:77–82.
- 92 Court R, Chirehwa MT, Wiesner L, *et al*. Quality assurance of Rifampicin-containing fixed-drug combinations in South Africa: dosing implications. *Int J Tuberc Lung Dis* 2018;22:537–43.
- 93 Donald PR, Maritz JS, Diacon AH. The pharmacokinetics and pharmacodynamics of Rifampicin in adults and children in relation to the dosage recommended for children. *Tuberculosis* 2011;91:196–207.
- 94 Swaminathan S, Pasipanodya JG, Ramachandran G, *et al*. Drug concentration thresholds predictive of therapy failure and death in children with tuberculosis: bread Crumb trails in random forests. *Clin Infect Dis* 2016;63:S63–74.

## SUPPLEMENTARY MATERIAL

**Figure 1** PRIMA flow diagram of the selection process of the publications on anti-tuberculosis medicine quality. PRISMA, Preferred Reporting Items for Systematic Reviews and Meta-Analyses.



**Supplementary Table 1. Search terms used for retrieving published reports with anti-tuberculosis medicine quality data.**

<b>English</b>	<b>French</b>	<b>Spanish</b>
Falsified fake Substandard Counterfeit Spurious	Falsifié Faux De qualité inférieure Contrefaçon Spurious	Falsificado Falso Subestándar Falsificación
Tuberculosis Anti-tuberculosis Tuberculosis medicines Tuberculosis drugs.	Tuberculose Anti-tuberculeux Médicaments contre la tuberculose	Tuberculosis Anti-tuberculosis Medicinas Tuberculosis Tratamiento Tuberculosis
Quality	Qualité	Calidad

**Supplementary Table 2. Main characteristics of prevalence surveys, equivalence studies, accelerated biostability studies, case reports and laboratory assembled collections included in the review.**

First Author	Year	Country	Medicine	Quality	Failure Rate	N	n failed
Convenience Survey							
Abuga, K.O.	2013	Kenya	Levofloxacin	Good Quality	0	2	0
			Meropenem	Good Quality	0	5	0
			Streptomycin	Good Quality	0	1	0
Agrawal, S.	2004	India	Pyrazinamide	Good Quality	0	1	0
			Rifampicin-Isoniazid-Pyrazinamide- Ethambutol	Good Quality	0	1	0
			Rifampicin	Good Quality	0	1	0
			Isoniazid	Good Quality	0	1	0
Ashokraj, Y.	2004	India	Rifampicin-Isoniazid-Pyrazinamide- Ethambutol	Good Quality	0	4	0
Ashokraj, Y.	2005	India	Rifampicin- Isoniazid- Ethambutol	SorF	50	44	22
Ashokraj, Y.	2006	India	Rifampicin-Isoniazid	Good Quality	0	2	0
			Rifampicin-Isoniazid-Pyrazinamide- Ethambutol	Good Quality	0	2	0
Awofisayo, S.O.	2010	Nigeria	Ofloxacin	Good Quality	0	9	0
Bate, R.	2013	India	Isoniazid	SorF	11	138	15
			Rifampicin	SorF	8	129	10



		Unknown - Angola, Brazil, China, Democratic Republic of Congo, Egypt, Ethiopia, Ghana, Kenya, Nigeria, Russia, Rwanda, Thailand, Turkey, Uganda, Tanzania, Zambia	Rifampicin	SorF	3	143	4
				SorF	16	103	16
			Isoniazid	SorF	4	140	6
				SorF	16	60	10
Bate, R.	2009	India	Rifampicin	SorF	6	52	3
			Isoniazid	SorF	17	48	8
			Isoniazid	SorF	6	36	2
			Rifampicin	SorF	12	66	8
Bate, R.	2014	India	Isoniazid	Falsified	2	166	3
		India	Isoniazid	Substandard	5		8
		Unknown - 18 countries	Rifampicin	Falsified	2	103	2
		Unknown - 18 countries	Rifampicin	Substandard	17		17
		India	Rifampicin	Falsified	2	167	3

		India	Rifampicin	Substandard	8		13
		Unknown - 18 countries	Isoniazid	Falsified	9	57	5
		Unknown - 18 countries	Isoniazid	Substandard	7		4
Bate, R.	2011	Unknown - 17 countries	Rifampicin	SorF	12	168	20
			Isoniazid	SorF	16	146	23
CDSCO. Central Drugs Standard Control Organization	2009	India	Rifampicin-Isoniazid-Pyrazinamide- Ethambutol	Good Quality	0	55	0
			Rifampicin-Isoniazid	Good Quality	0	110	0
			Pyrazinamide	Good Quality	0	80	0
Islam, M.R.	2017	Cambodia	Levofloxacin	SorF	30	60	18
			Ofloxacin	SorF	23	57	13
Kenyon, T.A.	1999	Botswana	Rifampicin-Isoniazid-Pyrazinamide	Substandard	17	6	1
			Rifampicin-Isoniazid	Substandard	20	5	1
			Rifampicin-Isoniazid-Pyrazinamide- Ethambutol	Substandard	100	2	2
Kibwage, I.O.	1992	Kenya	Streptomycin	SorF	100	2	2
		Kenya	Rifampicin	Good Quality	0	1	0
Kibwage, I.O.	1999	Kenya	Pyrazinamide	Good Quality	0	1	0
			Ethambutol	SorF	33	3	1
			Isoniazid	SorF	100	1	1
			Rifampicin	SorF	50	2	1
Laserson, K.F.	2001	India	Rifampicin-Isoniazid-Pyrazinamide- Ethambutol	SorF	14	14	2
			Isoniazid	Good Quality	0	10	0
			Rifampicin	SorF	13	16	2
Milán-Segovia, R. C.	2010	Mexico	Rifampicin-Isoniazid-Pyrazinamide	Good Quality	0	18	0
Mirani, H.	2007	India	Rifampicin	Falsified	100	Unkown	Unkown

			Streptomycin	Falsified	100	Unkown	Unkown
			Isoniazid	Falsified	100	Unkown	Unkown
Mweemba, W.	2011	Zambia	Rifampicin-Isoniazid-Pyrazinamide- Ethambutol	SorF	20	5	1
			Rifampicin-Isoniazid	SorF	14	7	1
			Rifampicin- Isoniazid- Ethambutol	Good Quality	0	5	0
Pouplin, T.	2014	Vietnam	Rifampicin-Isoniazid-Pyrazinamide	Good Quality	0	10	0
			Rifampicin	SorF	36	36	13
			Pyrazinamide	SorF	55	36	20
			Rifampicin	SorF	47	30	14
			Isoniazid	SorF	17	30	5
			Pyrazinamide	SorF	3	30	1
			Isoniazid	SorF	50	36	18
Prasad, B.	2008	India	Isoniazid-Ethambutol	SorF	40	5	2
			Rifampicin-Isoniazid-Pyrazinamide-Ethambutol-Pyridoxine	Good Quality	0	1	0
			Rifampicin-Isoniazid-Pyrazinamide-Ethambutol	SorF	25	4	1
			Rifampicin-Isoniazid-Ethambutol	SorF	40	10	4
			Ethambutol	SorF	33	15	5
Ramachandran, G.	2013	India	Ethambutol	Substandard	3	440	13
			Isoniazid	Substandard	4	406	16
			Rifampicin	Substandard	10	478	48
			Pyrazinamide	Substandard	6	423	25
			Cycloserine	Substandard	77	70	54
			Ethionamide	Good Quality	0	64	0
			Levofloxacin	Substandard	13	67	9
Seear, M.	2011	India	Rifampicin	SorF	44	100	44
	2007	India	Rifampicin	Good Quality	0	13	0

South East Asian FIP-WHO Forum of Pharmaceutical Associations			Rifampicin-Isoniazid-Ethambutol	Good Quality	0	10	0
			Rifampicin-Isoniazid-Pyrazinamide-Ethambutol	Good Quality	0	11	0
Thoithi, G.N.	2002	Kenya	Norfloxacin	Good Quality	0	5	0
			Ethambutol	Good Quality	0	1	0
			Rifampicin	Good Quality	0	1	0
Thoithi, G.N.	2008	Kenya	Ethambutol	Good Quality	0	3	0
			Rifampicin-Isoniazid-Pyrazinamide-Ethambutol	Good Quality	0	2	0
			Rifampicin-Isoniazid-Pyrazinamide	Good Quality	0	5	0
			Rifampicin-Isoniazid	Good Quality	0	3	0
			Isoniazid	Good Quality	0	1	0
			Norfloxacin	Good Quality	0	1	0
			Pyrazinamide	Good Quality	0	1	0
			Kanamycin	Good Quality	0	1	0
van Crevel, R.	2002	Indonesia	Rifampicin	Good Quality	0	59	0
van Crevel, R.	2004	Indonesia	Rifampicin	SorF	33	12	4
World Health Organization	2011	Republic of Belarus	Rifampicin-Isoniazid	Good Quality	0	12	0
		Azerbaijan	Rifampicin-Isoniazid	Good Quality	0	3	0
		Kazakhstan	Ofloxacin	SorF	16	12	2
		Armenia	Kanamycin	Good Quality	0	12	0
		Azerbaijan	Kanamycin	Good Quality	0	6	0
		Republic of Belarus	Kanamycin	Good Quality	0	12	0
		Kazakhstan	Kanamycin	Good Quality	0	12	0
		Ukraine	Kanamycin	Good Quality	0	13	0
		Uzbekistan	Kanamycin	Good Quality	0	12	0
Armenia	Ofloxacin	SorF	8	12	1		

		Republic of Belarus	Ofloxacin	SorF	25	12	3
		Ukraine	Ofloxacin	Good Quality	0	10	0
		Uzbekistan	Ofloxacin	Good Quality	0	3	0
		Uzbekistan	Rifampicin	SorF	43	7	3
		Kazakhstan	Isoniazid	SorF	8	12	1
		Kazakhstan	Rifampicin	SorF	83	12	10
		Azerbaijan	Isoniazid	SorF	16	12	2
		Republic of Belarus	Rifampicin	Good Quality	0	12	0
		Uzbekistan	Rifampicin-Isoniazid	Good Quality	0	12	0
		Azerbaijan	Rifampicin	SorF	16	6	1
		Kazakhstan	Rifampicin-Isoniazid	SorF	8	12	1
		Armenia	Rifampicin-Isoniazid	Good Quality	0	3	0
		Azerbaijan	Ofloxacin	Good Quality	0	4	0
		Armenia	Isoniazid	Good Quality	0	3	0
		Republic of Belarus	Isoniazid	SorF	8	12	1
		Ukraine	Isoniazid	SorF	10	19	2
		Armenia	Rifampicin	SorF	25	12	3
		Ukraine	Rifampicin	Good Quality	0	11	0
		Uzbekistan	Isoniazid	SorF	27	11	3
Random Survey							
Government of India	2017	India	Pyrazinamide	SorF	5	Unkown	0
			Amikacin	SorF	43	60	26
			Amikacin	SorF	19	164	31
Nabirova, D.	2017	Kazakhstan	Ofloxacin	SorF	46	26	12
			Moxifloxacin	Good Quality	0	40	0

			Rifampicin	SorF	29	176	51
			Isoniazid	SorF	7	72	5
			Levofloxacin	Good Quality	0	32	0
			Pyrazinamide	SorF	4	112	4
			Prothionamide	Good Quality	0	100	0
			Cycloserine	Good Quality	0	80	0
			Ethionamide	SorF	55	22	12
			Kanamycin	SorF	33	12	4
			Ethambutol	SorF	67	110	74
Rookkapan, K.	2005	Thailand	Pyrazinamide	SorF	26	46	12
			Isoniazid	Good Quality	0	51	0
			Ethambutol	SorF	14	51	7
			Rifampicin	SorF	62	50	31
Taylor, R.B.	2001	Nigeria	Isoniazid	SorF	100	4	4
			Rifampicin	SorF	33	15	5
			Pyrazinamide	SorF	100	3	3
			Streptomycin	SorF	53	19	10
World Health Organization	1999	Myanmar/Burma	Rifampicin	SorF	9	13	1
		Vietnam	Rifampicin	SorF	29	31	9
Bioavailability studies							
Agrawal, S.	2002	India	Isoniazid	Good Quality	0	13	0
			Rifampicin-Isoniazid-Pyrazinamide-Ethambutol	Good Quality	0	13	0
			Rifampicin	Good Quality	0	13	0
			Pyrazinamide	Good Quality	0	13	0
Agrawal, S.	2004	India	Rifampicin	Good Quality	0	22	0
			Isoniazid	Good Quality	0	22	0
			Rifampicin-Isoniazid-Pyrazinamide-Ethambutol	Good Quality	0	22	0

			Pyrazinamide	Good Quality	0	22	0
Ashokraj, Y.	2004	India	Rifampicin-Isoniazid-Pyrazinamide-Ethambutol	Good Quality	0	4	0
Ashokraj, Y.	2005	India	Rifampicin-Isoniazid-Ethambutol	Good Quality	0	44	0
Awofisayo, S.O.	2010	Nigeria	Ofloxacin	SorF	55	9	5
Garnham, J.C.	1976	United Kingdom	Rifampicin-Isoniazid	Good Quality	0	2	0
			Isoniazid	Good Quality	0	2	0
			Rifampicin	Good Quality	0	1	0
McIlleron, H.	2002	South Africa	Rifampicin-Isoniazid	Good Quality	0	15	0
			Isoniazid	Good Quality	0	118	0
			Pyrazinamide	Good Quality	0	118	0
			Ethambutol	Good Quality	0	113	0
			Streptomycin	Good Quality	0	64	0
			Ethionamide	Good Quality	0	1	0
			Rifampicin	Substandard	51	103	53
McIlleron, H.	1999	South Africa	Rifampicin-Isoniazid-Pyrazinamide-Ethambutol	Good Quality	0	47	0
			Rifampicin-Isoniazid-Pyrazinamide	Good Quality	0	19	0
Milán-Segovia, R. C.	2010	Mexico	Rifampicin-Isoniazid-Pyrazinamide	SorF	100	18	18
Panchagnula, R.	1999	India	Rifampicin-Isoniazid-Pyrazinamide	Good Quality	0	20	0
			Rifampicin	Good Quality	0	20	0
Panchagnula, R.	2003	India	Pyrazinamide	Good Quality	0	42	0
			Rifampicin-Isoniazid-Pyrazinamide	Good Quality	0	20	0
			Isoniazid	Good Quality	0	42	0
			Rifampicin-Isoniazid-Pyrazinamide-Ethambutol	Good Quality	0	22	0
Panchagnula, R.	2003	India	Rifampicin-Isoniazid-Pyrazinamide	Good Quality	0	1	0
			Rifampicin-Isoniazid-Pyrazinamide-Ethambutol	Good Quality	0	1	0
Pillai, G.	2001	South Africa	Rifampicin	Good Quality	0	10	0

Pillai, G.	1999	South Africa	Rifampicin-Isoniazid	SorF	67	3	2
			Rifampicin-Isoniazid-Pyrazinamide-Ethambutol	SorF	100	2	2
			Rifampicin-Isoniazid-Pyrazinamide	SorF	60	5	3
Shishoo, C.J.	2001	India	Rifampicin-Isoniazid	SorF	100	6	6
van Crevel, R.	2002	Indonesia	Rifampicin	SorF	70	62	43
van Crevel, R.	2004	Indonesia	Rifampicin	SorF	33	12	4
Accelerated biostability studies							
Ashokraj, Y.	2005	India	Rifampicin-Isoniazid-Pyrazinamide-Ethambutol	SorF	25	4	1
			Rifampicin-Isoniazid	Good Quality	0	2	0
Ashokraj, Y.	2004	India	Rifampicin-Isoniazid-Pyrazinamide-Ethambutol	Good Quality	0	4	0
Bhutani, H.	2004	India	Isoniazid-Ethambutol	SorF	100	1	1
Bhutani, H.	2004	India	Rifampicin-Isoniazid-Pyrazinamide-Ethambutol	SorF	100	3	3
		India	Rifampicin-Isoniazid-Pyrazinamide	SorF	100	2	2
		India	Rifampicin-Isoniazid	SorF	100	3	3
		India	Rifampicin-Isoniazid-Ethambutol	SorF	100	3	3
Bhutani, H.	2003	India	Ethambutol	SorF	33	3	1
			Isoniazid-Ethambutol	SorF	71	7	5
			Rifampicin-Isoniazid-Ethambutol	SorF	60	5	3
			Rifampicin-Isoniazid-Pyrazinamide-Ethambutol	SorF	29	7	2
Jaruratanasirikul, S.	2003	Thailand	Meropenem	Good Quality	0	12	0
Keel, R. A.	2011	USA	Meropenem	Good Quality	0	6	0
			Imipenem-Cilastatin	Good Quality	0	6	0
			Doripenem	Good Quality	0	6	0
Rao, K.V.N.	1968	India	Cycloserine	Good Quality	0	92	0
			Cycloserine	SorF	100	57	57
Singh, S.	2003	India	Rifampicin-Isoniazid-Pyrazinamide-Ethambutol	SorF	50	4	2
Singh, S.	2002	India	Isoniazid	Good Quality	0	1	0



			Rifampicin-Isoniazid	Good Quality	0	1	0
			Ethambutol	SorF	100	1	1
			Rifampicin-Isoniazid-Pyrazinamide	Good Quality	0	1	0
			Rifampicin-Isoniazid-Pyrazinamide-Ethambutol	SorF	100	1	1
			Isoniazid-Ethambutol	SorF	100	1	1
			Rifampicin-Isoniazid-Ethambutol	SorF	100	1	1
			Rifampicin	Good Quality	0	1	0
			Pyrazinamide	Good Quality	0	1	0
Case Reports/ MRA recalls confiscations							
Bernier, M. C.	2016	Unknown - Africa	Gatifloxacin /Ciprofloxacin found in Artemether–lumefantrine (AL)	Falsified	100	65	65
Braquehais, S.	2016	Cote d Ivoire	Rifampicin-Isoniazid-Pyrazinamide- Ethambutol	SorF	100	2 million doses	2 million doses
Caudron, J.M.	2008	Chad	Rifampicin	SorF	100	Unkown	Unkown
Health Canada	2009	Canada	Rifampicin	Substandard	100	Unkown	Unkown
Power, G.	2002	Vietnam	Ceftazidime	SorF	100	Unkown	Unkown
Sidley, P.	2008	South Africa	Rifampicin-Isoniazid-Pyrazinamide- Ethambutol	Substandard	100	Unkown	Unkown
South East Asian FIP-WHO Forum of Pharmaceutical Associations	2004	India	Ethambutol	SorF	100	1	1
			Rifampicin-Isoniazid	SorF	100	1	1
Laboratory Assembled Collections							
Agrawal, S.	2004	India	Rifampicin-Isoniazid-Pyrazinamide	Good Quality	0	1	0
			Rifampicin-Isoniazid-Pyrazinamide-Ethambutol	Good Quality	0	5	0
Ellard, G.A.	1999	United Kingdom	Rifampicin-Isoniazid	Good Quality	0	5	0
			Rifampicin-Isoniazid-Pyrazinamide	Good Quality	0	7	0
			Rifampicin-Isoniazid-Pyrazinamide-Ethambutol	Good Quality	0	2	0
Nguyen, D. T.	2008	Switzerland	Rifampicin-Isoniazid-Pyrazinamide	Good Quality	0	4	0
Panchagnula, R.	2006	India	Rifampicin-Isoniazid-Pyrazinamide- Ethambutol	Good Quality	0	2	0

			Rifampicin-Isoniazid-Pyrazinamide	Good Quality	0	2	0
			Rifampicin-Isoniazid	Good Quality	0	2	0
Zaheer, M.	2009	Pakistan	Ofloxacin	Good Quality	0	4	0
			Levofloxacin	SorF	25	4	1

**Supplementary Table 3** Publications reviewed on analytical technique studies.

#	Title	First author	Year	Country	Techniques described	Type of technique	Reference
1	Comparative Assessment of the Quality Control Measurements of Multisource Ofloxacin Tablets Marketed in Nigeria	Awofisayo. S.O.	2010	Nigeria	Uniformity of weight, friability, and disintegration. Simulated gastric fluid (SGF) and simulated intestinal fluid (SIF) without enzymes methods were used to estimate dissolution rate and disintegration time. Dissolution efficiency (DE) and predicted availability equivalence (PAE) were used to estimate the likely in vivo bioavailability for ofloxacin	Bioavailability	(1)
2	In vitro evaluation of food effect on the bioavailability of rifampicin from antituberculosis fixed dose combination formulations	Panchagnula. R.	2003	India	In vitro effect of food on the bioavailability of rifampicin/Dissolution	Bioavailability and food	(2)
3	Bioequivalence trials of rifampicin containing formulations: extrinsic and intrinsic factors in the absorption of rifampicin	Agrawal. S.	2004	India	Study of extrinsic and intrinsic factors in the absorption of rifampicin	Bioavailability and food	(3)
4	Evaluation of bioequivalence of isoniazid and pyrazinamide in three and four drugs fixed dose combinations using WHO simplified protocol	Panchagnula. R.	2003	India	Evaluation of WHO simplified screening protocol for bioequivalence assessment of other medicines than rifampicin	Bioequivalence	(4)
5	Screening of bulk drug samples and anti-tuberculosis products for the presence of therapeutically less active diastereomeric (R,S) form of ethambutol dihydrochloride	Prasad. B.	2008	India	Screening for the presence less active diastereomeric (R,S) forms of ethambutol dihydrochloride. differential scanning calorimetric method.	Calorimetric	(5)
6	Automated chemiluminometric screening of counterfeit drugs of the antituberculosis agent pyrazinamide	Prior. J. A.	2009	Portugal	Development and validation of a chemiluminescent method for pyrazinamide	Chemiluminescent	(6)

7	Drug quality screening in developing countries: establishment of an appropriate laboratory in Swaziland	Kenyon. T.A.	1994	Swaziland	Establishment of a drug quality screening laboratory in Swaziland. Thin-Layer Chromatography	Chromatography	(7)
8	A Compendium of Unofficial Methods for Rapid Screening of Pharmaceuticals by Thin-Layer Chromatography	Kenyon. A.S. & Layloff. T.P.	1995	USA	Thin-Layer Chromatography	Chromatography	(8)
9	Liquid Chromatographic Separation of Isoniazid, Pyrazinamide and Rifampicin on a Reversed-Phase Silica Column	Thoithi. G.N.	2002	Kenya	A gradient liquid chromatographic method	Chromatography	(9)
10	Liquid chromatographic determination of isoniazid, pyrazinamide and rifampicin from pharmaceutical preparations and blood	Khuhawar. M. Y.	2002	Pakistan	Liquid Chromatography	Chromatography	(10)
11	Validation of an ultra-fast UPLC-UV method for the separation of antituberculosis tablets	Nguyen. D. T.	2008	Switzerland	Development and validation of a ultra-performance LC (UPLC) and HTUPLC method coupled with UV detection	Chromatography	(11)
12	Transfer of Minilab TLC Screening Methods to Quantitative HPTLC-Densitometry for Pyrazinamide, Ethambutol, Isoniazid, and Rifampicin in a Combination Tablet	Strock. J.	2015	USA	Minilab TLC Screening Methods to Quantitative HPTLC-Densitometry	Chromatography	(12)
13	Impaired bioavailability of rifampicin in presence of isoniazid from fixed dose combination (FDC) formulation	Shishoo. C.J.	2001	India	Development and validation of a HPTLC method for bioavailability studies of rifampicin and its metabolite 25-Desacetyl rifampicin (25-DAR) in urine	Chromatography	(13)

14	The colorimetric analysis of anti-tuberculosis fixed-dose combination tablets and capsules	Ellard. G.A.	1999	UK	Colorimetric Methods	Colorimetry	(14)
15	A disintegration test for evaluation of drug availability from tablets and capsules	Sandell. E.	1970	Sweden	Disintegration test	Disintegration	(15)
16	Dissolution test as a surrogate for quality evaluation of rifampicin containing fixed dose combination formulations	Agrawal. S.	2004	India	Development of a dissolution methodology to predict in vivo performance of rifampicin	Dissolution	(16)
17	Dissolution testing of marketed rifampicin containing fixed dose combination formulations using a new discriminative media: a post marketing retrospective study	Panchagnula. R.	2006	UK	Validate a new method of dissolution testing for solid dosage forms of rifampicin containing formulations	Dissolution	(17)
18	A Decision Tree for Rapid Quality Assurance and Control of Rifampicin-Containing Oral Dosage Forms for Global Distribution for Tuberculosis Treatment	Ashokraj. Y.	2008	India	Dissolution test/ Bioequivalence analysis by plasma pooling	Dissolution	(18)
19	Paper Analytical Device To Detect Substandard Anti-tuberculosis Medications	Reiser. H.	2012	USA	Paper Analytical Devices (PAD)	PAD	(19)
20	Paper Analytical Devices for Fast Field Screening of Beta Lactam Antibiotics and Antituberculosis Pharmaceuticals	Weaver. A.A.	2013	USA	Paper Analytical Devices (PAD)	PAD	(20)
21	In vitro Analysis and Data Comparison of Market Brands of Ciprofloxacin, Ofloxacin and Levofloxacin	Zaheer. M.	2009	Pakistan	Study of the disintegration time, dissolution rate and assay by spectrophotometer and HPLC in quinolones	Spectroscopy	(21)

22	Dissolution testing of isoniazid, rifampicin, pyrazinamide and ethambutol tablets using near-infrared spectroscopy (NIRS) and multivariate calibration	de Oliveira Neves, A.C.	2012	Brazil	Near-infrared spectroscopy (NIRS) and multivariate calibration to measure the percentage drug dissolution	Spectroscopy	(22)
23	Spectroscopic Techniques for Nondestructive Quality Inspection of Pharmaceutical Products: A Review	Kandpal Lalit. M.	2015	Korea	Spectroscopic Techniques	Spectroscopy	(23)
24	Triboelectric Nanogenerator (TENG) Mass Spectrometry of Falsified Antimalarials	Bernier. M. C.	2018	USA	Triboelectric nanogenerator (TENG) mass spectrometry for ciprofloxacin/ gatifloxacin	Spectroscopy	(24)
25	Evaluating Low-Cost Optical Spectrometers for the Detection of Simulated Substandard and Falsified Medicines	Wang. W.	2020	USA	Low-Cost Optical Spectrometers	Spectroscopy	(25)

## REFERENCES

1. Awofisayo SO, Awofisayo OA, Eyen N, Udoh IE. Comparative Assessment of the Quality Control Measurements of Multisource Ofloxacin Tablets Marketed in Nigeria. *Dissolution Technologies*. 2010;20-5.
2. Panchagnula R, Rungta S, Sancheti P, Agrawal S, Kaul CL. In vitro evaluation of food effect on the bioavailability of rifampicin from antituberculosis fixed dose combination formulations. *Il Farmaco*. 2003;58(11):1099-103.
3. Agrawal S, Singh I, Kaur KJ, Bhade S, Kaul CL, Panchagnula R. Bioequivalence trials of rifampicin containing formulations: extrinsic and intrinsic factors in the absorption of rifampicin. *Pharmacological Research*. 2004;50(3):317-27.
4. Panchagnula R, Sancheti P, Rungta S, Agrawal S, Kaul CL. Evaluation of bioequivalence of isoniazid and pyrazinamide in three and four drugs fixed dose combinations using WHO simplified protocol. *Pharmacological Research*. 2003;48(4):383-7.
5. Prasad B, Kumar V, Bhutani H, Singh S. Screening of bulk drug samples and anti-tuberculosis products for the presence of therapeutically less active diastereomeric (R,S) form of ethambutol dihydrochloride. *Indian J Tuberc*. 2008;55(4):192-8.
6. Prior JA, Santos JL, Lima JL. Automated chemiluminometric screening of counterfeit drugs of the antituberculosis agent pyrazinamide. *J AOAC Int*. 2009;92(3):830-6.

7. Kenyon TA, Kenyon AS, Sibiya T. Drug quality screening in developing countries: establishment of an appropriate laboratory in Swaziland. *Bull World Health Organ.* 1994;72(4):615-20.
8. Kenyon AS, Layloff TP. *A Compendium of Unofficial Methods for Rapid Screening of Pharmaceuticals by Thin-Layer Chromatography.* Food and Drug Administration FDADivision of Testing and Applied Analytical Development. 1995
9. Thoithi GN, Kibwage IO, King'onde O, Hoogmartens J. Liquid Chromatographic Separation of Isoniazid, Pyrazinamide and Rifampicin on a Reversed-Phase Silica Column. *East and Central African Journal of Pharmaceutical Sciences.* 2002;5(1).
10. Khuhawar MY, Rind FMA. Liquid chromatographic determination of isoniazid, pyrazinamide and rifampicin from pharmaceutical preparations and blood. *Journal of Chromatography B.* 2002;766(2):357-63.
11. Nguyen DT, Guillarme D, Rudaz S, Veuthey JL. Validation of an ultra-fast UPLC-UV method for the separation of antituberculosis tablets. *J Sep Sci.* 2008;31(6-7):1050-6.
12. Strock J, Nguyen M, Sherma J. Transfer of Minilab TLC Screening Methods to Quantitative HPTLC-Densitometry for Pyrazinamide, Ethambutol, Isoniazid, and Rifampicin in a Combination Tablet. *Journal of Liquid Chromatography & Related Technologies.* 2015;38(11):1126-30.
13. Shishoo CJ, Shah SA, Rathod IS, Savale SS, Vora MJ. Impaired bioavailability of rifampicin in presence of isoniazid from fixed dose combination (FDC) formulation. *International Journal of Pharmaceutics.* 2001;228(1-2):53-67.
14. Ellard GA. The colorimetric analysis of anti-tuberculosis fixed-dose combination tablets and capsules. *Int J Tuberc Lung Dis.* 1999;3(11 Suppl 3):S343-6; discussion S51-2.
15. Sandell E, Eriksson K, Mellström G. A disintegration test for evaluation of drug availability from tablets and capsules. *Acta pharmaceutica Suecica.* 1970;7(5):559-66.
16. Agrawal S, Panchagnula R. Dissolution test as a surrogate for quality evaluation of rifampicin containing fixed dose combination formulations. *International Journal of Pharmaceutics.* 2004;287(1-2):97-112.
17. Panchagnula R, Kumar Bajpai A, Agrawal S, Ashokraj Y. Dissolution testing of marketed rifampicin containing fixed dose combination formulations using a new discriminative media: a post marketing retrospective study. *Pharmazie.* 2006;61(10):851-4.
18. Ashokraj Y, Agrawal S, Panchagnula R. A decision tree for rapid quality assurance and control of rifampicin-containing oral dosage forms for global distribution for tuberculosis treatment. *Indian J Pharm Sci.* 2008;70(1):1-4.
19. Reiser H, Raddell K, Lewis K, Jensen B, Lieberman M, editors. Paper Analytical Device To Detect Substandard Anti-tuberculosis Medications. American Society of Tropical Medicine and Hygiene Meeting 2012; 2012 November 11-15th, 2012; Atlanta, GA, USA American Society of Tropical Medicine and Hygiene.
20. Weaver AA, Reiser H, Barstis T, Benvenuti M, Ghosh D, Hunckler M, et al. Paper analytical devices for fast field screening of beta lactam antibiotics and antituberculosis pharmaceuticals. *Anal Chem.* 2013;85(13):6453-60.
21. Zaheer M, Rahman S, Mahmood S, Saleem M. In vitro analysis and data comparison of market brands of ciprofloxacin, ofloxacin and levofloxacin. *Biological Sciences-PJSIR.* 2009;52(4):186-90.

22. de Oliveira Neves AC, Soares GM, de Morais SC, da Costa FSL, Porto DL, de Lima KMG. Dissolution testing of isoniazid, rifampicin, pyrazinamide and ethambutol tablets using near-infrared spectroscopy (NIRS) and multivariate calibration. *Journal of Pharmaceutical and Biomedical Analysis*. 2012;57:115-9.
23. Kandpal Lalit M, Park E, Tewari J, Cho B-K. Spectroscopic Techniques for Nondestructive Quality Inspection of Pharmaceutical Products: A Review. *Journal of Biosystems Engineering*. 2015;40(4):394-408.
24. Bernier MC, Li A, Winalski L, Zi Y, Li Y, Caillet C, et al. Triboelectric Nanogenerator (TENG) Mass Spectrometry of Falsified Antimalarials. *Rapid Commun Mass Spectrom*. 2018;32(18):1585-90.
25. Wang W, Keller MD, Baughman T, Wilson BK. Evaluating Low-Cost Optical Spectrometers for the Detection of Simulated Substandard and Falsified Medicines. *Applied spectroscopy*. 2020;74(3):323-33.