



Effect of door-to-door distribution of HIV self-testing kits on HIV testing and antiretroviral therapy initiation: a cluster randomised trial in Malawi

Pitchaya P Indravudh ^{1,2}, Katherine Fielding,^{3,4} Richard Chilongosi,⁵ Rebecca Nzawa,² Melissa Neuman ³, Moses K Kumwenda,² Rose Nyirenda,⁶ Cheryl C Johnson,^{7,8} Miriam Taegtmeier,^{9,10} Nicola Desmond,^{2,9} Karin Hatzold,¹¹ Elizabeth L Corbett^{2,8}

To cite: Indravudh PP, Fielding K, Chilongosi R, *et al.* Effect of door-to-door distribution of HIV self-testing kits on HIV testing and antiretroviral therapy initiation: a cluster randomised trial in Malawi. *BMJ Global Health* 2021;**6**:e004269. doi:10.1136/bmjgh-2020-004269

Handling editor Seye Abimbola

► Additional material is published online only. To view, please visit the journal online (<http://dx.doi.org/10.1136/bmjgh-2020-004269>).

Received 21 October 2020
Revised 19 January 2021
Accepted 10 February 2021



©World Health Organization 2021. Licensee BMJ.

For numbered affiliations see end of article.

Correspondence to

Pitchaya P Indravudh;
pitchaya.indravudh@ishtm.ac.uk

ABSTRACT

Introduction Reaching high coverage of HIV testing remains essential for HIV diagnosis, treatment and prevention. We evaluated the effectiveness and safety of door-to-door distribution of HIV self-testing (HIVST) kits in rural Malawi.

Methods This cluster randomised trial, conducted between September 2016 and January 2018, used restricted 1:1 randomisation to allocate 22 health facilities and their defined areas to door-to-door HIVST alongside the standard of care (SOC) or the SOC alone. The study population included residents (≥ 16 years). HIVST kits were provided door-to-door by community-based distribution agents (CBDAs) for at least 12 months. The primary outcome was recent HIV testing (in the last 12 months) measured through an endline survey. Secondary outcomes were lifetime HIV testing and cumulative 16-month antiretroviral therapy (ART) initiations, which were captured at health facilities. Social harms were reported through community reporting systems. Analysis compared cluster-level outcomes by arm.

Results Overall, 203 CBDAs distributed 273 729 HIVST kits. The endline survey included 2582 participants in 11 HIVST clusters and 2908 participants in 11 SOC clusters. Recent testing was higher in the HIVST arm (68.5%, 1768/2582) than the SOC arm (48.9%, 1422/2908), with adjusted risk difference (RD) of 16.1% (95% CI 6.5% to 25.7%). Lifetime testing was also higher in the HIVST arm (86.9%, 2243/2582) compared with the SOC arm (78.5%, 2283/2908; adjusted RD 6.3%, 95% CI 2.3% to 10.3%). Differences were most pronounced for adolescents aged 16–19 years (adjusted RD 18.6%, 95% CI 7.3% to 29.9%) and men (adjusted RD 10.2%, 95% CI 3.1% to 17.2%). Cumulative incidence of ART initiation was 1187.2 and 909.0 per 100 000 population in the HIVST and SOC arms, respectively (adjusted RD 309.1, 95% CI –95.5 to 713.7). Self-reported HIVST use was 42.5% (1097/2582), with minimal social harms reported.

Conclusion Door-to-door HIVST increased recent and lifetime testing at population level and showed high safety, underscoring potential for HIVST to contribute to HIV elimination goals in priority settings.

Trial registration number NCT02718274.

Key questions

What is already known?

- HIV self-testing (HIVST) can further extend coverage of HIV testing among underserved population subgroups.
- Limited data were previously available on the effectiveness and safety of HIVST from rural, underserved populations in high HIV prevalence settings.

What are the new findings?

- Door-to-door distribution of HIVST kits by community-based distribution agents increased recent HIV testing and lifetime HIV testing, with differences most pronounced among adolescents aged 16–19 years and men.
- Cumulative incidence of antiretroviral therapy initiations was not shown to increase for the overall 16-month intervention period.
- Self-reported HIVST use was 42.5%, with minimal social harms reported.

What do the new findings imply?

- Door-to-door HIVST demonstrates significant potential to contribute to HIV elimination goals in priority settings.

INTRODUCTION

In 2016, an estimated 19.4 million people were living with HIV in southern and eastern Africa.¹ Despite expansion of HIV testing and treatment programmes, one-quarter of people living with HIV remained unaware of their HIV status. HIV testing gaps were highest in adolescents and men, including in Malawi.¹ In 2015–2016, the proportion of undiagnosed HIV was 46% among HIV-positive adolescents and young adults aged 15–24 years, the highest across age groups.² Of men with HIV, 28% were unaware of their status compared with 20% of women with

HIV.² Reaching high coverage of HIV testing remains essential for HIV diagnosis, treatment and prevention,³ but access of facility-based HIV services can be limited by social, economic and health system barriers.⁴⁻⁶

Community-based HIV testing strategies can identify HIV-positive persons at earlier stages of infection and improve antiretroviral therapy (ART) initiation and retention when provided with universal treatment services.⁷⁻⁸ Provision of HIV self-testing (HIVST) through community-based approaches can further extend coverage of HIV testing among underserved population subgroups.⁹ In Malawi, urban community-based distribution of HIVST kits achieved high uptake, with offer of home-based HIV care further increasing demand for ART.¹⁰⁻¹¹ Introducing HIVST with door-to-door HIV testing services (HTS) by community health workers increased knowledge of HIV status among urban Zambians.¹² Community-based HIVST is therefore a promising approach for providing HIV testing, though lower literacy and healthcare access among rural populations could influence uptake of self-care technologies.¹³ Limited data were previously available on the effectiveness and safety of HIVST from rural, underserved populations in high HIV prevalence settings.

In this study, we used a cluster randomised trial to evaluate the effectiveness and safety of door-to-door distribution of HIVST kits in rural Malawi. Specifically, we aimed to assess whether distribution of HIVST kits through community-based distribution agents (CBDAs) increased the proportion of the population who tested for HIV and were initiated on ART at cluster level. Our study is part of a multicountry evaluation of community-based distribution of HIVST kits under the Unitaid/Population Services International (PSI) HIV Self-Testing Africa (STAR) Initiative.

METHODS

Design, setting and participants

We conducted a parallel cluster randomised trial of door-to-door distribution of HIVST kits.¹⁴ The study was based in 22 government primary health centres and their defined areas in four high HIV prevalence districts (Blantyre, Machinga, Mwanza, Neno). A cluster randomised design was adopted since the intervention was implemented at the health facility level. The study team enrolled health facilities providing HIV testing and ART services to rural communities in their catchment areas, with verbal consent obtained from facility representatives. Boundaries were drawn for: (1) the facility catchment area, and (2) the evaluation area within the facility catchment area. The intervention was delivered throughout the facility catchment area, while primary and secondary outcomes were measured among residents from the evaluation area. Specifically, the study population included residents aged 16 years and older from the evaluation area.

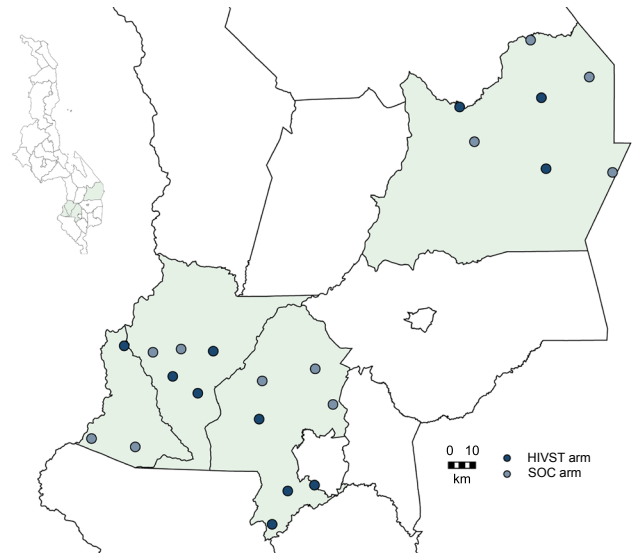


Figure 1 Map of trial clusters in Malawi. Map of Blantyre, Machinga, Mwanza and Neno district with government health facilities and their defined clusters. Malawi National Spatial Data Centre, <http://www.masdap.mw/>. HIVST, HIV self-testing; SOC, standard of care.

Randomisation

The 22 health facilities were randomised 1:1 to the HIVST intervention alongside the standard of care (SOC) or the SOC alone, which primarily consisted of facility-based HTS (figure 1). A computer-generated random sample was drawn by MN from 150 855 unique combinations of allocating health facilities to one of the two study arms, restricted by district, catchment population size, number of HTS clients and the proportion of clients testing HIV positive.¹⁵ The final allocation was assigned at a public ceremony on 21 March 2016. Numbered balls were selected by community and government representatives from an opaque bag that corresponded to a unique allocation. Blinding of the implementation team and residents was not feasible due to the nature of the intervention, but masking was maintained where possible, including data collection, management and analysis without reference to the study arms.

A planned second randomisation of home-based HIV care in the HIVST arm was not implemented due to delays in initiating the intervention, leaving an insufficient interval for assessment.¹⁴

Procedures

The HIVST intervention was delivered for at least 12 months within the evaluation area of eligible health facilities before expanding to the rest of the facility catchment area. HIVST kits were distributed by existing CBDAs, who provided reproductive health products prior to HIVST distribution, and newly recruited CBDAs selected in consultation with village heads.

PSI Malawi conducted 1-week trainings based on an HIVST training curriculum developed in collaboration with the Ministry of Health. The training included basic information on HIV diagnosis and treatment; promoting

HIVST using social marketing; using kits and interpreting results; providing pretest and post-test information and support, including referral for confirmatory HIV testing and ART following a positive self-test; anticipating and managing social harms; storing kits; and collecting data. National HIV testing and counselling practices and principles on voluntariness, consent and protection of client privacy and confidentiality were also covered in the training.

CBDAs then provided the OraQuick HIV Self-Test (OraSure Technologies, Thailand), along with locally adapted instructions for use,¹⁶ an opaque envelope for disposal and a self-referral card to facilitate linkage to routine HIV services at health facilities. In their respective areas, CBDAs distributed HIVST kits door-to-door or on request to residents aged 16 years and older, with their sociodemographic characteristics recorded in registers. Residents could self-test with CBDAs or in private. If residents elected to self-test privately, CBDAs followed up within 7 days of distribution to provide optional post-test support. Disclosure was not required, and HIVST results were not recorded in registers. Residents were also asked to place their used kits in envelopes to be returned to CBDAs or deposited in locked boxes located centrally in each village. PSI provided monthly supervision to verify data in CBDA registers, collect used kits and restock supplies. CBDAs were remunerated for each kit distributed (MWK100/US\$0.15) and each kit distributed with linkage to HIV care (MWK150/USD\$0.23).

The SOC in both arms included HIV testing and ART services under the Ministry of Health, offered primarily at health facilities. Standard HIV testing used blood-based rapid diagnostic testing algorithms, with ART initiated immediately following a confirmed HIV diagnosis.

Outcomes and measurement

The primary outcome compared between arms the proportion of individuals aged 16 years and older who self-reported recent testing for HIV (in the last 12 months), measured at cluster level using an endline survey. Secondary outcomes compared (1) self-reported lifetime HIV testing, and (2) cumulative 16-month incidence of ART initiations per 100 000 population, which was ascertained using ART clinic records during the intervention period.

HIV testing outcomes were measured through a cross-sectional survey administered at the end of the intervention period. In each evaluation area, two villages with a minimum of 250 residents aged 16 years and older were randomly selected, with one village surveyed at endline and one village surveyed at baseline. The baseline survey was conducted prior to the intervention to adjust for imbalance between arms in the primary outcome.

Households in the evaluation villages were enumerated and randomly selected to provide a sample of at least 250 participants per village. All individuals aged 16 years and older in selected households were eligible for the survey, with multiple visits for interviews attempted to maximise

the response rate. Informed verbal consent or assent was obtained. Participants were then interviewed on household and sociodemographic characteristics and prior use of HIV testing, treatment and prevention services.

ART initiation data were extracted from registers at each of the health facilities for the 16-month intervention period and the 12-month period preceding the intervention. Eligibility criteria included ART patients aged 16 years and older from the evaluation area. Population estimates for the evaluation area, which were used as the denominator for the ART outcome, were obtained from facility and village registers.

The proportion of lifetime HIVST use and the number of HIVST kits distributed were evaluated using the endline survey and CBDA registers. Adverse events related to HIVST were also measured using the endline survey in addition to a community reporting system established in evaluation villages to identify and manage potential adverse events.¹⁷ Community stakeholders, including village heads, community health workers, religious leaders and police officers, documented, investigated and managed social harms related to HIV testing and self-testing. Adverse events were reported to the study team and assessed, categorised by severity and followed up as appropriate.¹⁷

Sample size

With 11 clusters per arm and 250 participants per cluster, we had at least 80% power at a 5% significance level to detect a 30% relative increase in the primary outcome of recent HIV testing in the HIVST arm, assuming 25%–40% coverage in the SOC arm.¹⁸ The study was also powered to identify a 45% relative increase in lifetime HIV testing in the HIVST arm, assuming 42%–60% coverage in the SOC arm. The sample size was calculated using a coefficient of variation (k) in clusters of 0.25.¹⁵

Statistical analysis

We conducted an intention-to-treat analysis based on cluster assignment to study arms and used methods appropriate for cluster randomised trials.¹⁵ The risk difference (RD) and risk ratio were calculated respectively from cluster-level risks and log risks, which were compared by arm using a t-test. For HIV testing outcomes, we adjusted for imbalances in individual-level covariates based on a two-stage approach.¹⁵ The first stage used logistic regression with individual-level covariates to obtain predicted values, which were summed at the cluster level and applied to calculate the difference and ratio of observed and predicted values. The second stage used linear regression of covariate-adjusted residuals obtained from the first stage and included the study arm. To adjust for imbalance in the primary outcome prior to the intervention, the cluster-level baseline covariate of recent HIV testing was also included in the regression model. The ART initiation outcome adjusted for ART uptake in the 12-month preintervention period.

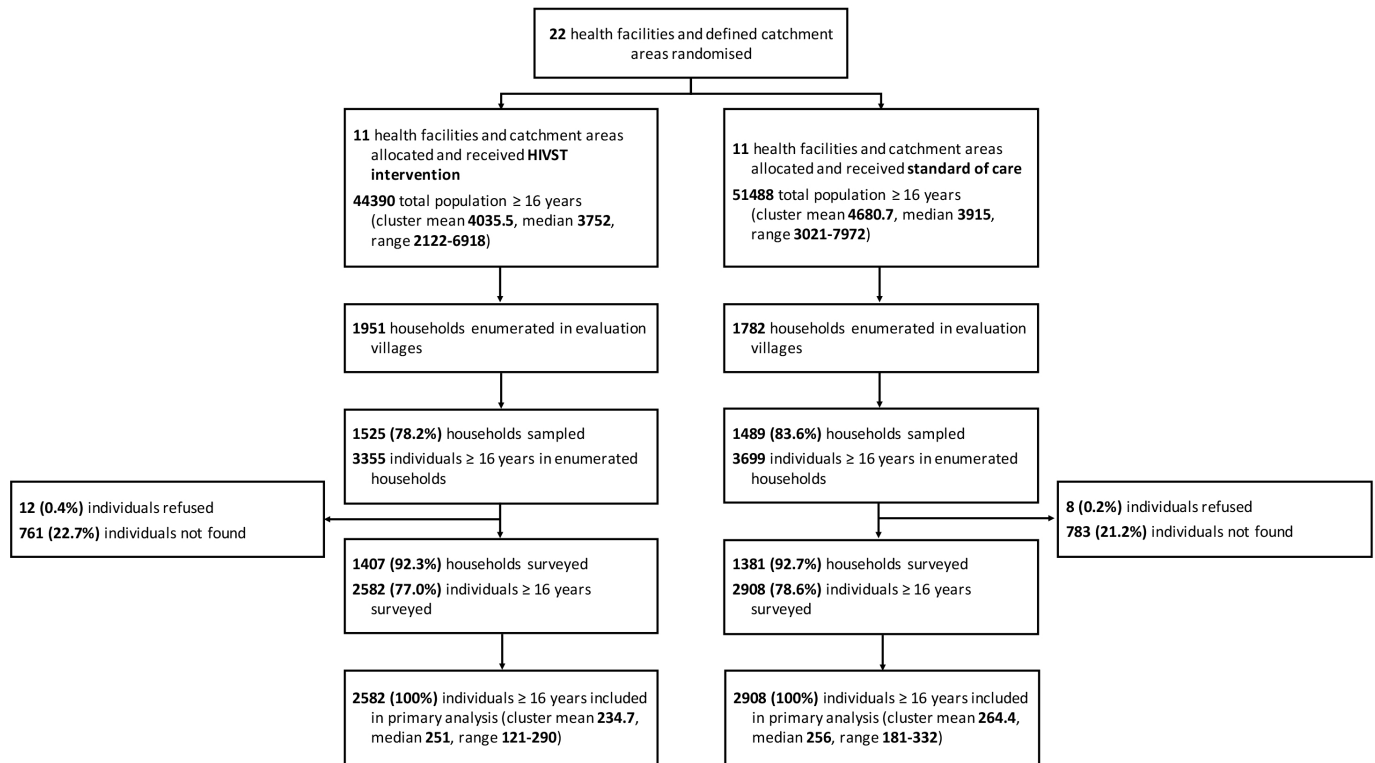


Figure 2 Trial flow diagram. Flow diagram of the cluster randomised trial. HIVST, HIV self-testing.

For recent HIV testing, a priori subgroup analyses were specified by sex, age group (16–19 years, 20 years and older) and socioeconomic status (lowest, middle, highest strata). Post hoc analysis used alternative categories of age group (16–19 years, 20–39 years, 40 years and older). Further, subgroup analyses were conducted for lifetime HIV testing by sex, age group and socioeconomic status, and for ART initiations by intervention period (0–5, 6–11, 12–16 months). Statistical analysis used Stata V.14.0.

RESULTS

Implementation of the intervention was staggered, starting from September to December 2016, and continuing until January 2018. Overall, 203 CBDAs (cluster mean 18.5) distributed 273 729 HIVST kits (cluster mean 24 884.45) throughout the catchment area of health facilities, including evaluation and non-evaluation areas (online supplemental table 1). The volume of kits distributed was similar by sex, with 50.2% (n=137 433) of kits delivered to men.

The population in the evaluation area included 44 390 residents in 11 clusters in the HIVST arm and 51 488 residents in 11 clusters in the SOC arm. Participants were recruited for the endline survey between October 2017 and January 2018. The trial flow diagram is reported in figure 2. The endline survey included 77.0% (2582/3355) of enumerated residents in the HIVST arm and 78.6% (2908/3699) of enumerated residents in the SOC arm, with few eligible residents refusing to participate (10/7054).

Population characteristics for the endline survey are summarised in table 1. The proportion of men was 42.6% (2339/5490) and the median age was 31 years old. The majority of participants did not have beyond primary-level education (84.9%, 4661/5490). Most characteristics were well balanced by arm. Differences were observed for marital status, with 69.5% (1795/2582) married in the HIVST arm and 63.2% (1838/2908) married in the SOC arm.

The baseline survey was administered between May and August 2016. Of listed individuals, 78.5% (2809/3577) and 74.7% (2664/3567) were surveyed in the HIVST and SOC arms, respectively (online supplemental tables 2 and 3). Baseline coverage of HIV testing in the last 12 months was higher in the HIVST arm (56.0%, 1574/2809) than the SOC arm (48.4%, 1289/2664; table 1). We therefore adjusted for baseline differences in analysis of primary and secondary outcomes. Self-reported lifetime use of HIVST at baseline was limited (7/5473).

Primary outcome

At endline, recent HIV testing (in the last 12 months) was higher in the HIVST arm (68.5%, 1768/2582) compared with the SOC arm (48.9%, 1422/2908), with adjusted RD of 16.1% (95% CI 6.5% to 25.7%; table 2; online supplemental figure 1). In subgroup analysis, the intervention had a more pronounced effect among adolescents aged 16–19 years (adjusted RD 26.1%, 95% CI 12.9% to 39.2%) than adults aged 20 years and older (adjusted RD 14.7%, 95% CI 4.8% to 24.6%), though data were consistent with no interaction effect (p value for interaction=0.18). Post

Table 1 Comparison of endline population characteristics by study arm

	HIVST n (%)	SOC n (%)
Baseline		
Individual characteristics	(n=2809)	(n=2664)
Ever tested	82.2% (2308)	77.1% (2054)
Tested in the last 12 months	56.0% (1574)	48.4% (1289)
Endline		
Household characteristics	(n=1407)	(n=1381)
Adults (median/range)	2 (1–7)	2 (1–9)
Children (median/range)	2 (0–8)	2 (0–9)
Household wealth index*		
Lowest	434 (32%)	468 (35.7%)
Middle	456 (33.6%)	422 (32.2%)
Highest	466 (34.4%)	421 (32.1%)
Individual characteristics	(n=2582)	(n=2908)
Male	1075 (41.6%)	1264 (43.5%)
Age (median/range)	31 (16–97)	31 (16–91)
Age group (years)		
16–19	366 (14.2%)	439 (15.1%)
20–24	469 (18.2%)	558 (19.2%)
25–39	931 (36.1%)	998 (34.3%)
≥40	816 (31.6%)	913 (31.4%)
Marital status		
Married or living together	1795 (69.5%)	1838 (63.2%)
Separated, divorced or widowed	405 (15.7%)	438 (15.1%)
Never married	382 (14.8%)	632 (21.7%)
Educational attainment		
None	463 (17.9%)	555 (19.1%)
Primary	1745 (67.6%)	1898 (65.3%)
Secondary or higher	374 (14.5%)	455 (15.6%)
Literate	1639 (63.5%)	1907 (65.6%)
Resident in last 12 months	2429 (94.1%)	2748 (94.5%)
Self-rated health status†		
Very good	662 (25.7%)	996 (34.3%)
Good	1470 (57.0%)	1429 (49.1%)
Fair	319 (12.4%)	320 (11.0%)
Poor	128 (5.0%)	163 (5.6%)

Samples for the baseline and endline survey include different individuals.

*51 missing values in the HIVST arm and 70 missing values in the SOC arm.

†3 missing values in the HIVST arm.

HIVST, HIV self-testing; SOC, standard of care.

hoc analysis found similar differences among adults aged 20–39 years and adults 40 years and older (online supplemental table 4). While the difference in the proportion of recent testing was also higher for men (adjusted RD 20.6%, 95% CI 7.1% to 34.0%) compared with women (adjusted RD 12.8%, 95% CI 4.0% to 21.6%), there

was weak evidence for interaction ($p=0.07$). In terms of socioeconomic status, the effect of the intervention was greater among participants in the highest strata (adjusted RD 20.2%, 95% CI 8.3% to 32.1%) than the lowest strata (adjusted RD 13.0%, 95% CI 1.1% to 24.8%). However, there was no evidence for interaction (highest vs lowest strata: p value for interaction=0.18).

Secondary outcomes

Lifetime HIV testing was higher in the HIVST arm (86.9%, 2243/2582) than the SOC arm (78.5%, 2283/2908; adjusted RD 6.3%, 95% CI 2.3% to 10.3%; table 2; online supplemental figure 1). In exploratory analysis, the effect of the intervention was larger for adolescents aged 16–19 years (adjusted RD 18.6%, 95% CI 7.3% to 29.9%) than adults aged 20 years and older (adjusted RD 4.4%, 95% CI 0.5% to 8.2%; p value for interaction=0.02), and for men (adjusted RD 10.2%, 95% CI 3.1% to 17.2%) than women (adjusted RD 3.4%, 95% CI –0.9% to 7.7%; p value for interaction=0.07; online supplemental table 4). The intervention effect on lifetime testing was similar in the lowest and highest socioeconomic strata and close to zero for the middle strata.

Cumulative incidence of ART initiation captured at health facilities during the 16-month intervention period was 1187.2 and 909.0 per 100 000 population in the HIVST and SOC arms, respectively (adjusted RD 309.1, 95% CI –95.5 to 713.7; table 2; online supplemental figure 1). Stratified by time period since study initiation, the adjusted RD for periods of 0–5, 6–11 and 12–16 months was 142.6 (95% CI –81.5 to 366.7), 194.8 (95% CI 31.4 to 358.1) and 28.3 (95% CI –186.5 to 129.9), respectively. There was no evidence for statistical differences measured (6–11 months vs 0–5 months: p value for interaction=0.51; 12–16 months vs 0–5 months: p value for interaction=0.42; online supplemental table 4).

Process outcomes

Consistent with the high number of HIVST kits distributed, there were large differences between arms in awareness and use of HIVST at endline. The proportion of participants who had heard of HIVST at endline was 88.8% (2294/2582) in the HIVST arm and 31.5% (917/2908) in the SOC arm (table 3). Self-reported lifetime HIVST use was respectively 42.5% (1097/2582) in the HIVST arm, with uptake highest in young men aged 20–24 years (58%) and adolescent boys (49.0%; online supplemental figure 2). Similar coverage was reported for HIVST use in the last 12 months. HIVST use was 8.3% (240/2908) in the SOC arm, with one cluster exposed to an external community-based HIVST programme in 2017. Among participants who recently self-tested in the HIVST arm ($n=794$), most received HIVST kits from the CBDA (97.9%, $n=777$) and collected their kits at home (76.7%, $n=609$). Further, 0.8% ($n=6$) reported a new HIV-positive result and 2.0% ($n=16$) reported a repeat positive result, of whom 31.8% (7/22) linked to confirmatory HIV testing and 27.3% (6/22) initiated on ART.

Table 2 Primary and secondary outcomes by study arm

	HIVST		SOC		Risk difference (95% CI)		Adjusted risk difference (95% CI)		Risk ratio (95% CI)		Adjusted risk ratio (95% CI)	
	n/N (%)	GM	n/N (%)	GM	P value	P value	P value	P value	P value	P value	P value	k
Primary outcome												
HIV testing in the last 12 months	1768/2582 (68.5%)	68.1%	1422/2908 (48.9%)	48.1%	19.2% (10.1% to 28.3%) <0.001	16.1% (6.5% to 25.7%) 0.002	1.42 (1.2 to 1.66) <0.001	1.33 (1.13 to 1.58) 0.002	0.17			
Stratified by age group*												
16–19 years	252/366 (68.9%)	69.5%	185/439 (42.1%)	39.2%	27.5% (13.4% to 41.5%) <0.001	26.1% (12.9% to 39.2%) <0.001	1.77 (1.31 to 2.41) <0.001	1.78 (1.33 to 2.38) <0.001				
≥20 years	1516/2216 (68.4%)	68.0%	1237/2469 (50.1%)	49.5%	17.6% (8.1% to 27.0%) <0.001	14.7% (4.8% to 24.6%) 0.006	1.37 (1.16 to 1.63) <0.001	1.3 (1.09 to 1.55) 0.006				
Stratified by sex†												
Male	699/1075 (65.0%)	64.1%	529/1264 (41.9%)	41.2%	22.3% (10.1% to 34.5%) 0.001	20.6% (7.1% to 34.0%) 0.01	1.55 (1.25 to 1.94) <0.001	1.51 (1.18 to 1.93) 0.002				
Female	1069/1507 (70.9%)	70.9%	893/1644 (54.3%)	53.1%	16.9% (8.4% to 25.4%) <0.001	12.8% (4.0% to 21.6%) 0.007	1.33 (1.14 to 1.56) <0.001	1.24 (1.06 to 1.45) 0.01				
Stratified by household wealth index‡												
Lowest	463/723 (64.0%)	60.6%	427/902 (47.3%)	46.0%	14.5% (3.1% to 25.9%) 0.02	13.0% (1.1% to 24.8%) 0.03	1.32 (1.06 to 1.64) 0.02	1.28 (1.02 to 1.61) 0.04				
Middle	590/829 (71.2%)	70.8%	454/868 (52.3%)	51.6%	18.2% (8.7% to 27.6%) <0.001	13.8% (3.7% to 23.8%) 0.01	1.37 (1.17 to 1.61) <0.001	1.27 (1.07 to 1.5) 0.008				
Highest	660/961 (68.7%)	70.2%	477/1013 (47.1%)	46.4%	22.8% (11.5% to 34.2%) <0.001	20.2% (8.3% to 32.1%) 0.002	1.51 (1.24 to 1.86) <0.001	1.45 (1.17 to 1.79) 0.002				
Secondary outcomes												
Lifetime HIV testing	2243/2582 (86.9%)	87.1%	2283/2908 (78.5%)	78.6%	8.6% (4.7% to 12.5%) <0.001	6.3% (2.3% to 10.3%) 0.004	1.11 (1.06 to 1.16) <0.001	1.08 (1.03 to 1.13) 0.004	0.04			
ART initiation per 100 000 population across intervention periods§	527/44 390 (1187.2)	1159.1	468/51 488 (909.0)	810.6	366.9 (–90.1 to 823.8) 0.11	309.1 (–95.5 to 713.7) 0.13	1.43 (0.91 to 2.24) 0.11	1.34 (0.92 to 1.96) 0.12	0.46			

HIV testing outcomes adjusted for cluster-level baseline outcomes (testing in the last 12 months) and individual-level covariates (age, sex, marital status). Subgroup analysis by age group adjusts for the same covariates except for age group. Subgroup analysis by sex adjusts for the same covariates except for sex. ART initiation outcome adjusted for cumulative incidence of ART initiations in 12-month preintervention period.

Post hoc analysis with one SOC cluster dropped due to exposure to separate community-based HIVST implementation. For HIV testing in the last 12 months, HIVST: 1768/2582 (68.5%), SOC: 1230/2665 (46.2%); adjusted RD: 19.0% (11.5%–26.5%), p<0.001. For lifetime HIV testing, HIVST: 2243/2582 (86.9%), SOC: 2074/2665 (77.8%); adjusted RD: 6.9% (3.0%–10.8%), p<0.001.

*P value for interaction, p=0.18.

†P value for interaction, p=0.07.

‡P value for interaction (middle vs lowest), p=0.74. P value for interaction (highest vs lowest), p=0.18.

§Denominator for ART initiations is the estimated population of adults ≥16 years in the evaluation area, which was estimated using village and health facility registers.

¶ART, antiretroviral therapy; GM, geometric mean (of cluster-level proportions); HIVST, HIV self-testing; k, coefficient of variation in health facility-defined clusters; RD, risk difference; SOC, standard of care.

Table 3 Fidelity to HIV self-testing intervention

	HIVST	SOC
	n (%)	n (%)
	(n=2582)	(n=2908)
Heard of self-testing*	2294 (88.8)	917 (31.5)
Ever self-tested†	1097 (42.5)	240 (8.3)
Self-tested in the last 12 months‡	974 (37.7)	211 (7.3)
If self-tested in most recent test: (n=794)		
Self-test distributor		
CBDA	777 (97.9)	
Other distributor	17 (2.1)	
Self-test collection location		
Home	609 (76.7)	
Other location	185 (23.3)	
Self-test result§		
New positive	6 (0.8)	
Repeat positive	16 (2.0)	
Negative	771 (97.2)	
Linked to confirmatory HIV testing (n=22)	7 (31.8)	
Initiated on ART (n=22)	6 (27.3)	
Forced to self-test or disclose self-test result	4 (0.5)	

*1 missing value in the HIVST arm.

†1 missing value in the HIVST arm.

‡2 missing values in the HIVST arm.

§1 missing value in the HIVST arm.

ART, antiretroviral therapy; CBDA, community-based distribution agent; HIVST, HIV self-testing; SOC, standard of care.

Safety outcomes

At endline, 0.5% (4/794) of participants reported being forced to self-test or disclose their self-test results (table 3). Three events of social harm related to HIVST were reported, managed and resolved through the community reporting system: one case involved discrimination from household members for collecting an HIVST kit; two cases involved temporary separation between couples, with one event from self-testing and one event due to newly identified serodiscordancy within the couple. In an additional event reported to implementers in non-evaluation areas, a perinatally infected adolescent under the eligible age acquired an HIVST kit and suffered a highly stigmatising response following self-testing with her friends. These events have been described in detail elsewhere.¹⁷

DISCUSSION

The main findings from this cluster randomised trial were that door-to-door distribution of HIVST kits by CBDAs increased recent and lifetime HIV testing at population

level in rural Malawi. Our primary outcome of recent testing increased by 16.1%. Lifetime testing increased by 6.3%, with differences between arms most pronounced among priority subgroups: adolescents aged 16–19 years and men. The HIVST intervention did not show an effect on cumulative incidence of ART initiations at health facilities for the overall 16-month intervention period. HIVST use was reported by 42.5% of participants in the HIVST arm, with uptake highest among young men aged 20–24 years and adolescent boys. Few serious adverse events were reported. Our results therefore support door-to-door HIVST as an effective and safe strategy that can be used to meet HIV testing needs in underserved rural populations.

Our study is one of three community-based randomised trials from rural settings in southern Africa that were implemented as part of STAR.^{14 19 20} Affordable, convenient and safe HIV testing strategies are important for rural populations, who often have more pronounced barriers to accessing healthcare.¹³ The STAR trials had critical differences that can be used to guide policy and future research priorities. Our results showed increased recent and lifetime HIV testing from door-to-door HIVST, consistent with a separate Zambian trial, which added HIVST to an intensive community-based HIV programme.¹² High coverage of lifetime testing (88.7%) and lifetime HIVST use (50.2%) was reported for both arms of the STAR Zimbabwe trial, which compared the impact of remuneration strategies under campaign-style distribution by CBDAs on linkage to HIV care.¹⁹ Our study, along with the Zimbabwe trial, implemented door-to-door distribution. In contrast, provision of HIVST kits at home, high-density community sites and health facilities under the STAR Zambia trial resulted in lower HIVST use (26.3%) and no measurable increase in lifetime or recent testing.²⁰ Process outcomes, such as HIVST awareness, were also lower in Zambia than in Malawi and Zimbabwe, suggesting that door-to-door distribution can lead to higher penetration than broader community-based models.^{19 20}

We showed encouraging uptake of HIVST, with minimal social harms reported. Uptake was highest among young men aged 20–24 years followed by adolescent boys aged 16–19 years. Our study also reported increased lifetime HIV testing among adolescents and men. HIVST can bypass barriers that prevent uptake of standard HTS by these priority subgroups,^{10 21} with HIVST valued for the convenience and confidentiality afforded.^{5 22} However, our results demonstrated lower uptake compared with the STAR Zimbabwe trial, which evaluated more intensive distribution across a shorter period of time.¹⁹ Similarly, a previous study in urban Malawi reported 84% uptake from distribution of HIVST kits by community volunteers, which may indicate higher acceptability among urban counterparts.¹⁰ Understanding remaining demand-side barriers may allow for further optimisation of community-based HIVST strategies to maximise coverage and impact among underserved subgroups.

Alternative HIVST strategies should also be considered. In Malawi, facility-based provision of HIVST kits among outpatients increased coverage of HIV testing, especially among adolescents.²³ Another study in Malawi found that secondary distribution to male partners of pregnant women extended testing coverage.²¹

Our study did not observe an increase in ART initiations for the overall 16-month intervention period but in subgroup analysis for the 6–11 months' postintervention period. Further, 0.8% of participants reported a new positive result from HIVST, with frequent repeat testing among participants already known to be HIV positive. Impact on ART uptake varied across STAR trials.²⁴ A non-randomised evaluation accompanying the Zimbabwe trial estimated a 27% increase in ART initiation rates,¹⁹ while no difference was observed in Zambia.²⁰ Linkage to HIV care is practically difficult to capture, with potential for measurement errors.²⁴ True impact on ART demand from HIVST will depend on the prevalence of untreated HIV, which has been declining in southern and eastern Africa.² The intensity and reach of HIVST distribution strategies will also influence population-level impact. Additionally, interventions to encourage timely linkage to health facilities may be required, such as provision of home-based HIV care or more substantial financial incentives.^{11 21}

The benefits of community-based HTS are well established, with the main barrier to implementation including high cost per test and cost per new diagnosis, especially as countries reach the 'First 90' targets.²⁵ Economic analysis of our intervention is reported separately.²⁶ CBDA distribution showed average cost of 2017 US\$8.15 per HIVST kit distributed, with the main cost contributors including personnel and HIVST kits.²⁶ Unit cost of community-based HIVST was higher than the average cost of facility-based HTS (2016 US\$4.92) and facility-based HIVST (US\$4.99) in Malawi.^{23 27} While community-based HIVST is likely to maintain higher levels of knowledge of recent HIV status than standard HTS alone, sustainable provision will require further reductions in costs and optimisation of linkage to HIV treatment and prevention. For example, providing periodic campaigns is likely to be less costly than maintaining a continuous programme, especially if targeted to high-prevalence populations or underserved subgroups with ongoing HIV risk. Alternatively, a community-led approach for delivering HIVST has potential to further reduce costs.²⁸

The main strength of this study is the use of a robust cluster randomised design to report on the effectiveness and safety of large-scale implementation of community-based HIVST. Further, CBDAs are commonly used to distribute health commodities in Malawi, with our findings potentially generalisable to settings in sub-Saharan Africa with similar community health cadres. We also add to the body of evidence on effective strategies for expanding HIV testing coverage in rural, HIV-prevalent populations and among population subgroups with substantial undiagnosed HIV.

Limitations included HIV testing outcomes that were self-reported and therefore susceptible to misreporting. ART initiations may be underestimated if study residents accessed non-study health facilities, which we aimed to minimise with our inclusion criteria of health facilities. Non-participation in the endline survey could result in ascertainment bias, with response rates lower among men than women. We did not account for household-level clustering, though this was unlikely to have altered our findings.²⁹ We discontinued second randomisation of home-based HIV care in the HIVST arm; however, the outcomes reported in this study were not affected. Data on social harms were passively collected through community reporting systems, potentially under-reporting the number of adverse events. Finally, our findings are limited to our intervention design, which included door-to-door implementation through remunerated CBDAs.

CONCLUSION

Door-to-door distribution of HIVST kits by CBDAs increased recent and lifetime HIV testing in rural, underserved populations, including among adolescents 16–19 years and men. ART initiations showed no differences between arms for the overall 16-month intervention period. HIVST was very acceptable and safe, with uptake highest among young men and adolescent boys. Door-to-door HIVST demonstrates significant potential to contribute to HIV elimination goals in priority settings. Further, as countries approach the 'First 90' targets, this approach could be adapted for periodic implementation to meet the ongoing need for HTS in settings with high undiagnosed HIV.

Author affiliations

¹Department of Global Health and Development, Faculty of Public Health and Policy, London School of Hygiene & Tropical Medicine, London, UK

²Malawi-Liverpool-Wellcome Trust Clinical Research Programme, Blantyre, Malawi

³Department of Infectious Disease Epidemiology, Faculty of Epidemiology and Population Health, London School of Hygiene & Tropical Medicine, London, UK

⁴School of Public Health, University of the Witwatersrand, Johannesburg-Braamfontein, Gauteng, South Africa

⁵Population Services International, Blantyre, Malawi

⁶Department of HIV and AIDS, Ministry of Health, Lilongwe, Malawi

⁷Global HIV, Hepatitis and Sexually Transmitted Infections Programmes, World Health Organization, Geneva, Switzerland

⁸Department of Clinical Research, Faculty of Infectious and Tropical Diseases, London School of Hygiene & Tropical Medicine, London, UK

⁹Department of International Public Health, Liverpool School of Tropical Medicine, Liverpool, UK

¹⁰Tropical Infectious Diseases Unit, Royal Liverpool University Hospital, Liverpool, UK

¹¹Population Services International, Washington, DC, USA

Twitter Miriam Taegtmeier @MiriamTaegtmeier

Acknowledgements We are grateful to the study participants; the Blantyre, Machinga, Mwanza and Neno District Health Offices; the Department of HIV and AIDS at the Ministry of Health; the Malawi-Liverpool-Wellcome Trust Clinical Research Programme and Population Services International Malawi teams; and the technical advisory group.

Contributors ELC conceptualised the study. PPI, KF, RC, ND, KH and ELC contributed to the study design. PPI, MK, RC and RNZ supervised the implementation of the study, including the intervention and data collection. PPI,

MN and KF conducted the statistical analysis. PI, KF, RNY, CCJ, MT, ND, KH and ELC critically interpreted the results. PPI wrote the first draft of the manuscript. All authors reviewed and approved the final manuscript.

Funding The study was funded by Unitaid (grant number: PO 8477-0-600). ELC is also funded by the Wellcome Trust (WT091769).

Competing interests None declared.

Patient consent for publication Not required.

Ethics approval The trial is registered with ClinicalTrials.gov. The trial protocol (<https://hivstar.lshtm.ac.uk/protocols/>) was approved by the University of Malawi College of Medicine (ref: P.01/16/1861) and the London School of Hygiene & Tropical Medicine (ref: 10566).

Provenance and peer review Not commissioned; externally peer reviewed.

Data availability statement Data are available in a public repository. Data are available upon request through datacompass.lshtm.ac.uk. The protocol, statistical analysis plan, and CONSORT checklist are available as online supplementary files.

Supplemental material This content has been supplied by the author(s). It has not been vetted by BMJ Publishing Group Limited (BMJ) and may not have been peer-reviewed. Any opinions or recommendations discussed are solely those of the author(s) and are not endorsed by BMJ. BMJ disclaims all liability and responsibility arising from any reliance placed on the content. Where the content includes any translated material, BMJ does not warrant the accuracy and reliability of the translations (including but not limited to local regulations, clinical guidelines, terminology, drug names and drug dosages), and is not responsible for any error and/or omissions arising from translation and adaptation or otherwise.

Open access This is an open access article distributed under the terms of the Creative Commons Attribution-Non commercial IGO License (CC BY-NC 3.0 IGO), which permits use, distribution, and reproduction for non-commercial purposes in any medium, provided the original work is properly cited. In any reproduction of this article there should not be any suggestion that WHO or this article endorse any specific organization or products. The use of the WHO logo is not permitted. This notice should be preserved along with the article's original URL.

ORCID iDs

Pitchaya P Indravudh <http://orcid.org/0000-0003-4013-7645>

Melissa Neuman <http://orcid.org/0000-0002-8870-6504>

REFERENCES

- UNAIDS. *Unaids data 2017*. Geneva, Switzerland: Joint United Nations Programme on HIV/AIDS (UNAIDS), 2017.
- Ministry of Health [Malawi]. *Malawi population-based HIV impact assessment (MPHIA) 2015-2016: final report*. Lilongwe: Ministry of Health, 2018.
- Abdool Karim SS, Karim SSA. HIV-1 Epidemic Control - Insights from Test-and-Treat Trials. *N Engl J Med* 2019;381:286–8.
- Chikwari CD, Dringus S, Ferrand RA. Barriers to, and emerging strategies for, HIV testing among adolescents in sub-Saharan Africa. *Curr Opin HIV AIDS* 2018;13:257–64.
- Indravudh PP, Sibanda EL, d'Elbée M, *et al*. 'I will choose when to test, where I want to test': investigating young people's preferences for HIV self-testing in Malawi and Zimbabwe. *AIDS* 2017;31 Suppl 3:S203–12.
- Sharma M, Barnabas RV, Celum C. Community-Based strategies to strengthen men's engagement in the HIV care cascade in sub-Saharan Africa. *PLoS Med* 2017;14:e1002262.
- Sharma M, Ying R, Tarr G, *et al*. Systematic review and meta-analysis of community and facility-based HIV testing to address linkage to care gaps in sub-Saharan Africa. *Nature* 2015;528:S77–85.
- Havliir D, Lockman S, Ayles H, *et al*. What do the universal test and treat trials tell us about the path to HIV epidemic control? *J Int AIDS Soc* 2020;23:e25455.
- WHO. *Consolidated guidelines on HIV testing services for a changing epidemic*. Geneva: World Health Organization (WHO), 2019.
- Choko AT, MacPherson P, Webb EL, *et al*. Uptake, accuracy, safety, and linkage into care over two years of promoting annual self-testing for HIV in Blantyre, Malawi: a community-based prospective study. *PLoS Med* 2015;12:e1001873.
- MacPherson P, Lalloo DG, Webb EL, *et al*. Effect of optional home initiation of HIV care following HIV self-testing on antiretroviral therapy initiation among adults in Malawi: a randomized clinical trial. *JAMA* 2014;312:372–9.
- Mulubwa C, Hensen B, Phiri MM, *et al*. Community based distribution of oral HIV self-testing kits in Zambia: a cluster-randomised trial nested in four HPTN 071 (PopART) intervention communities. *Lancet HIV* 2019;6:e81–92.
- National Statistical Office (NSO) [Malawi] and ICF. *Malawi demographic and health survey (DHS) 2015-16*. Zomba, Malawi, and Rockville, Maryland, USA: NSO and ICF, 2017.
- Neuman M, Indravudh P, Chilongosi R, *et al*. The effectiveness and cost-effectiveness of community-based lay distribution of HIV self-tests in increasing uptake of HIV testing among adults in rural Malawi and rural and peri-urban Zambia: protocol for StAR (self-testing for Africa) cluster randomized evaluations. *BMC Public Health* 2018;18:1234–34.
- Hayes RJ, Moulton LH. *Cluster randomised trials*. Portland, OR: Taylor & Francis Group, LLC, 2017.
- Simwinda M, Kumwenda MK, Dacombe RJ, *et al*. Ability to understand and correctly follow HIV Self-Test kit Instructions for use: applying the cognitive interview technique in Malawi and Zambia. *J Int AIDS Soc* 2019;22 Suppl 1:e25253.
- Kumwenda MK, Johnson CC, Choko AT, *et al*. Exploring social harms during distribution of HIV self-testing kits using mixed-methods approaches in Malawi. *J Int AIDS Soc* 2019;22 Suppl 1:e25251–e51.
- National Statistical Office (NSO) [Malawi] and ICF. *Malawi demographic and health survey (DHS) 2010*. Zomba, Malawi, and Rockville, Maryland, USA: NSO and ICF, 2011.
- Sibanda E, Neuman M, Tumushime M. *Linkage to care after HIV self-testing in Zimbabwe: a cluster-randomised trial. Conference on retroviruses and opportunistic infections (CROI 2018)*. Boston, Massachusetts, 2018.
- Tsamwa D, Handima N, Sigande L. *Does community-based distribution of HIV Self-Test kits increase uptake of HIV testing at population level? results of a cluster-randomised trial in Zambia. 3rd HIV research for prevention conference (R4P 2018)*. Madrid, Spain: International AIDS Society, 2018.
- Choko AT, Corbett EL, Stallard N, *et al*. Hiv self-testing alone or with additional interventions, including financial incentives, and linkage to care or prevention among male partners of antenatal care clinic Attendees in Malawi: an adaptive multi-arm, multi-stage cluster randomised trial. *PLoS Med* 2019;16:e1002719.
- Choko AT, Kumwenda MK, Johnson CC, *et al*. Acceptability of woman-delivered HIV self-testing to the male partner, and additional interventions: a qualitative study of antenatal care participants in Malawi. *J Int AIDS Soc* 2017;20:21610.
- Dovel K, Shaba F, Offorjebe OA, *et al*. Effect of facility-based HIV self-testing on uptake of testing among outpatients in Malawi: a cluster-randomised trial. *Lancet Glob Health* 2020;8:e276–87.
- Neuman M, Taegtmeier M, Hatzold K, *et al*. Challenges in measurement of linkage following HIV self-testing: examples from the StAR project. *J Int AIDS Soc* 2019;22 Suppl 1:e25238–e38.
- Cambiano V, Johnson CC, Hatzold K, *et al*. The impact and cost-effectiveness of community-based HIV self-testing in sub-Saharan Africa: a health economic and modelling analysis. *J Int AIDS Soc* 2019;22 Suppl 1:e25243.
- Mangenah C, Mwenge L, Sande L, *et al*. Economic cost analysis of door-to-door community-based distribution of HIV Self-Test kits in Malawi, Zambia and Zimbabwe. *J Int AIDS Soc* 2019;22 Suppl 1:e25255–e55.
- Mwenge L, Sande L, Mangenah C, *et al*. Costs of facility-based HIV testing in Malawi, Zambia and Zimbabwe. *PLoS One* 2017;12:e0185740.
- Indravudh PP, Fielding K, Kumwenda MK, *et al*. Community-led delivery of HIV self-testing to improve HIV testing, art initiation and broader social outcomes in rural Malawi: study protocol for a cluster-randomised trial. *BMC Infect Dis* 2019;19:814.
- Bottomley C, Kirby MJ, Lindsay SW, *et al*. Can the buck always be passed to the highest level of clustering? *BMC Med Res Methodol* 2016;16:29